



U.S. DEPARTMENT OF ENERGY

Qualified Advanced Energy Project Credit (48C) Program Applicant User Guide

1.	Qualifying Advanced Energy Project Credit (48C) Program Introduction	2
2.	Log In via ID.me	3
3.	Registration Types	5
4.	Privacy Notices and Security Information	6
5.	Entering The Portal	8
6.	Help Center	9
7.	Notifications	10
8.	How to access Related Forms and Templates	12
9.	How to submit a Concept Paper	13
10.	Adding a Contributor to a Concept Paper	20
11.	Revoking a Contributor's access from a Concept Paper	22
12.	How to submit your Credit Application	23
13.	Credit Application Submission Attestations	31
14.	How to view the Application Decision	34
15.	How to request a Debrief from DOE	36
16.	How to view your Debrief letter	38
17.	Submit your application to the Certification Stage	40
18.	How to view the Certification Letter	43
19.	How to submit your application to the Placed in Service Stage	45
20.	How to respond to a Placed in Service Requirement	48



Qualified Advanced Energy Project Credit (48C) Program Applicant User Guide

Qualifying Advanced Energy Project Credit (48C) Program Introduction

Applicants who applied for the 2023 allocation year of the 48C tax credit program will utilize the new 48C Portal at www.eco.energy.gov/48C beginning on February 29th, 2024. This is where applicants will be directed to view their allocation decisions and, in the future, apply for certification and in service notification on their applicable applications. Each individual associated with an application will need an ID.me account to access the new portal.

Applicants will also submit concept papers and applications on the new 48C Portal for future allocations.



Welcome to the **Qualifying Advanced Energy Project Credit (48C) Program**

[Tax Credit Options](#)

Department of Energy Announcement:

Credit Overview

The Qualifying Advanced Energy Project Credit (§ 48C) program aims to strengthen U.S. industrial competitiveness and clean energy supply chains. As the nation builds a net-zero economy, the § 48C tax credit program aims to play a critical role to create high-quality jobs, reduce industrial emissions, and increase domestic production of critical clean energy products and materials. The Inflation Reduction Act provided \$10 billion in new funding under § 48C(e), with at least \$4 billion reserved for projects in certain energy communities with closed coal mines or retired coal-fired power plants, to allocate credits to projects in three categories: (1) Clean energy manufacturing and recycling, (2) greenhouse gas emission reduction, and (3) critical materials refining, processing, and recycling.



CUI//SP-TAX

OMB Control Number: 1545 - 2151



Applicant Portal Homepage
Qualifying Advanced Energy Project Credit 48(C) Program Details
Department of Energy
Privacy Notice

Updated versions of this Applicant User Guide will be published with future enhancements on the 48C Applicant Portal.



Qualified Advanced Energy Project Credit (48C) Program
Applicant User Guide



The Qualifying Advanced Energy Project Credit (48C) Program will use ID.me, a trusted technology partner of the U.S. Department of Energy (DOE), to verify the identity of all 48C program users. You'll need to verify your identity with ID.me to use the new 48C Portal. ID.me meets the federal government's most rigorous technical and policy controls for privacy and information security.

ID.me Registration Tips:

- 1. Your ID.me account is your digital identity. You can only have one identity, so you can only have one ID.me account.
2. Your ID.me account is portable and moves with you across the internet. You may have already created an ID.me account at another government agency or private organization. Log in with that same email and password for 48C.
3. If you have an ID.me account, make sure you add the email address you used for your 48C application to your ID.me account. Once it is added, make it the primary email address on your account.
4. If you do not have an ID.me account, you will be able to create one the first time you attempt to access the new 48C Portal . When you create your ID.me account, make sure you use the email address you used for your 48C application.

Create an ID.me account
If you already have an ID.me account, do not create a new one. Sign in to your existing account.
* Indicates a required field
Email *
Enter your personal email address
Password *
Enter password
Confirm Password *
Reenter password
Remember me
For your security, select only on your devices.
I accept the ID.me Terms of Service and Privacy Policy *
Create account



Qualified Advanced Energy Project Credit (48C) Program **Applicant User Guide**



ID.me Log In Instructions:

1. Go to the ID.me sign in [page](#).
2. Enter your email address and password.
3. Select Sign in.
4. If you're prompted to complete multi-factor authentication*, you'll need to approve your sign in. Otherwise, you can skip this step.

**Multi-factor authentication will require Applicants to verify their identity through a mobile device. ID content can also be uploaded from the mobile device.*

Additional Information:

For additional information on ID.me, visit [Department of Energy and ID.me](#), [contact ID.me support](#), or check out ID.me's support resources at [help.id.me](#), including:

1. [Who is ID.me?](#)
2. [How ID.me protects my information](#)
3. [Why should I trust ID.me?](#)
4. [How ID.me uses your data](#)

Sign in to ID.me

New to ID.me?
[Create an ID.me account](#)

Email
Enter your email address

Password
Enter password

Remember me
For your security, select only on your devices.

Sign in

[Forgot password](#)



Qualified Advanced Energy Project Credit (48C) Program Applicant User Guide

Registration Types

When registering for the 48C Portal, users will be prompted to select between 2 registration types – as a *Merit Reviewer* or to *Submit an Application for Allocation*.

Merit Reviewer Notice

Qualifying Advanced Energy Project Credit (48C) Program Merit Reviewers

As a Merit Reviewer for the Department of Energy (DOE), you play a crucial role in shaping the future of energy innovation and sustainability. Merit Reviewers assess the validity, scientific merit, and potential impact of applications seeking tax credits for groundbreaking energy projects. Your expertise helps ensure that only the most promising and impactful initiatives receive support, contributing significantly to advancements in energy solutions and technologies.

If you are a designated Merit Reviewer and passionate about driving energy innovation and possess the necessary expertise in energy-related fields, we invite you to register as a Merit Reviewer. By doing so, you will be joining a distinguished community dedicated to making informed, objective, and strategic decisions that lead to sustainable energy advancements.

Please confirm your registration as a Merit Reviewer by clicking the appropriate button below. Your participation is invaluable in our pursuit of a more sustainable and innovative energy future.

▼ Applicant Registration Type

* Welcome to the Qualifying Advanced Energy Project Credit (48C) Program Portal. Please indicate your selection below before proceeding to the portal. ⓘ

Register as a Merit Reviewer

Register as an Applicant for Allocation

Next

By selecting the *Register as a Merit Reviewer* option, users will be redirected to submit the 48C Merit Reviewer Application form.

To submit a 48C Concept Paper or 48C Credit Application, users will have to select the *Submit an Application for Allocation* option.

After selecting your option, click *Next* to proceed to the 48C Applicant Portal.



U.S. DEPARTMENT OF ENERGY

Qualified Advanced Energy Project Credit (48C) Program Applicant User Guide

Privacy Notices and Security Information

The 48C Portal contains several disclosures and notices related to privacy and security of the information captured in the Applicant Portal.

Protecting Your Privacy

Prior to logging in to the Applicant Portal you are provided general information related to how DOE will protect your privacy in accordance with the IRS’s federal tax information (FTI) protection standards under Internal Revenue Service Code Section 6103 and other federal laws and regulations. For more information on the way DOE protects your information, review our [privacy policy](#).

Protecting your Privacy

When you visit the Department of Energy’s (DOE) Tax Credit Portal to submit your application, you will be providing information to the DOE, acting on behalf of the Department of Treasury’s Internal Revenue Service (IRS) for a tax administration purpose. Applications, communications between the DOE and applicants, and other records created while determining allocations and credits are confidential return information of the taxpayer maintained by the IRS. The DOE will protect your privacy in accordance with the IRS’s tax information protection standards under Internal Revenue Code Section 6103 and other federal laws and regulations. For more guidance on the way the DOE protects your information, please review the DOE’s privacy policy at www.energy.gov/privacy; for more guidance on how IRS protects taxpayer information and your privacy, please review the IRS’s privacy policies at www.irs.gov/privacy.

Privacy Act and Paperwork Reduction Act Notice

When you register as a new user in the Applicant Portal, you will be prompted to read and agree to the *Section 48C Tax Credit Program Privacy Act and Paperwork Reduction Act Notice*. You must acknowledge the Privacy Notice to submit Applications and Concept Papers via the Applicant Portal.

Privacy Notice

Section 48C Tax Credit Program Privacy Act and Paperwork Reduction Act Notice

The Department of Energy (DOE) is collecting concept papers and applications on behalf of the Internal Revenue Service (IRS) for IRS to use to determine taxpayer eligibility for tax credits under section 48C of the Internal Revenue Code (Code). Authority for IRS and DOE to collect this information is Code sections 48C, 6001, 6103(i), 6109, 7801, and 7803. Concept papers, applications, and related information submitted through the DOE portal are return information owned by IRS. This information will be disclosed to DOE employees and contractors for purposes of review and recommendation to IRS regarding an application’s compliance with technical criteria for eligibility for these tax credits. This information may also be disclosed to the Department of Justice for civil and criminal litigation, and to cities, states, the District of Columbia, and U.S. possessions to carry out their tax laws. We may also disclose this information to other countries under a tax treaty, to federal and state agencies to enforce federal nontax criminal laws, or to federal law enforcement and intelligence agencies to combat terrorism. Other disclosures of return information are provided under Code Section 6103 and the routine uses published in two IRS Privacy Act System of Records Notices (SORNs): Treasury / IRS 24.030, Customer Account Data Engine (CADE) Individual Master File (IMF), published at 80 Fed. Reg. 54082 - 54083 (Sept 8, 2015) and Treasury / IRS 24.046, Customer Account Data Engine (CADE) Business Master File (BMF) published at 80 FR 54083 - 54084 (Sept. 8, 2015). Any additional records which are not maintained under the above IRS SORNs will be maintained under DOE SORN DOE-82, Grant and Contract Records for Research Projects, Science Education, and Related Activities, published at 74 Fed. Reg. 994 (January 9, 2009).

Providing this information is voluntary but necessary to process your concept paper and application. If you choose to apply for the tax credit allocation under Code section 48C, you must provide all requested information. Failure to provide complete information may delay or prevent processing or reviewing your materials. Providing false or fraudulent information may subject you to penalties.

You are not required to respond to a collection of information that is subject to the Paperwork Reduction Act unless the collection displays a valid OMB control number. The OMB number for this collection of information is 1545 - 2151. Books or records relating to tax matters must be retained as long as their contents may become material in the administration of any Internal Revenue law.

The time needed to complete and submit a concept paper and an application will vary depending on individual circumstances. The estimated average time is: 136 minutes for recordkeeping and reporting for the concept papers, and 626 minutes for recordkeeping and reporting for the application process.

I agree

[Next](#)



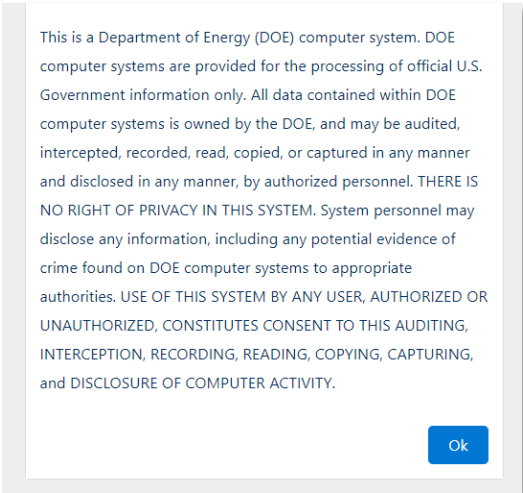
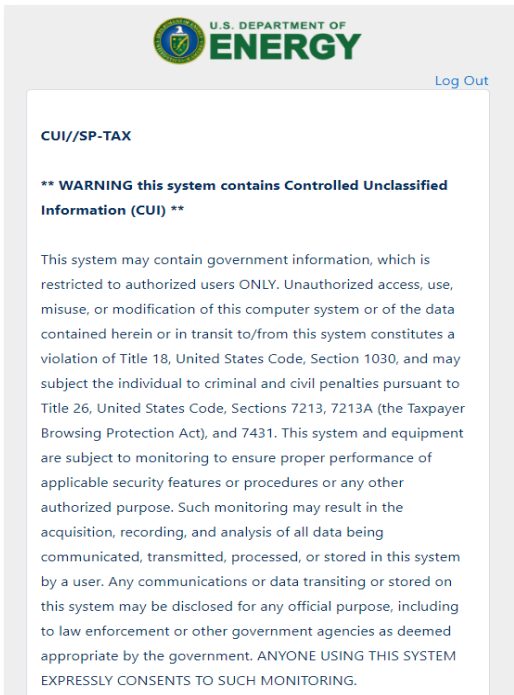
Qualified Advanced Energy Project Credit (48C) Program Applicant User Guide

Privacy Notices and Security Information

Controlled Unclassified Information (CUI) Notice

Each time you log into the Applicant Portal you will be prompted to review the *Controlled Unclassified Information (CUI) Notice*. This notice outlines relevant violations and regulations related to the protection of information stored in the Applicant Portal.

Select the *OK* in the lower right-hand corner to proceed to the Applicant Portal.



Controlled Unclassified Information (CUI) Markings

Each page of the Applicant Portal will display relevant classification markings including the *Controlled Unclassified Information/Specified Tax (CUI//SP-TAX)* marking. You will also be able to reference the Office of Management and Budget (OMB) Control Number: 1545-2308.





Qualified Advanced Energy Project Credit (48C) Program Applicant User Guide

Entering the Portal

Once you are logged into the Applicant Portal via ID.me, you can use the tabs at the top of the page to navigate throughout the Portal.

- Select *Home* to return to the Applicant Portal Homepage
- Select *Tax Credits* to view information regarding the 3 project categories for the 48C Portal, Application deadline and statuses, templates, and related articles
- Select *My Applications* to view and manage existing Applications
- Select *My Organizations* to view and manage organizations associated with your application.
- Select *Notifications* to view and manage notifications, including requests for additional information from the review team and other official communications.
- Select *Help Center* to access additional help resources and to view help desk contact information



Review the *Credit Overview* section for information on the Qualified Advanced Project Credit (48C) Program. Applicant Portal or program announcements will be posted here.

Tax Credit Overview Reviewer Information

The Qualifying Advanced Energy Project Credit (§ 48C) program aims to strengthen U.S. industrial competitiveness and clean energy supply chains. As the nation builds a net-zero economy, the § 48C tax credit program aims to play a critical role to create high-quality jobs, reduce industrial emissions, and increase domestic production of critical clean energy products and materials. The Inflation Reduction Act provided \$10 billion in new funding under § 48C(e), with at least \$4 billion reserved for projects in certain energy communities with closed coal mines or retired coal-fired power plants, to allocate credits to projects in three categories: (1) Clean energy manufacturing and recycling, (2) greenhouse gas emission reduction, and (3) critical materials refining, processing, and recycling.



Qualified Advanced Energy Project Credit (48C) Program **Applicant User Guide**

Help Center - View Help Desk Resources including FAQs, Articles, and Other Information

Select *Help Center* on the navigation bar to view additional help resources including FAQs, this Applicant User Guide, and other helpful information.

You will be able to access help articles including How to View Your Application Status and Decisions, and How to Withdraw an Application. Additional help articles will continue to be added to the Applicant Portal.

For additional programmatic information on the Qualified Advanced Energy Project Credit (48C) Program, visit the [DOE 48C Program Homepage](#). For technical support use the [Contact Us](#) feature and our team will be able to assist you.

Help Center

View help resources including FAQs, applicant user guides, and more information

How to View Your Application Status and Decisions?

4 Views - Dec 22, 2023

How to Withdraw an Application?

105 Views - Dec 22, 2023

Need additional help?

For additional FAQs and information on the Qualifying Advanced Energy Project Credit (48C) Program, please visit [DOE Program Homepage](#).

If you have additional questions, please use the "Contact Us" feature below and our team will be happy to assist.

Contact Us



Qualified Advanced Energy Project Credit (48C) Program Applicant User Guide

Notifications

Select *Notifications* on the navigation bar to view and manage notifications, including requests for additional information from our application review team and other official communications such as official allocation award letters.

The following information is included on the *Notifications* page:

- **Subject** – the subject line of the notification
- **Name** – the user who this notification is related to
- **Related To** – the Control Number of the application
- **Status** – the current status of the notification (e.g., open, completed)
- **Created Date** – the date the notification was created and sent

You will receive an email notifying you that you have a new notification in your Applicant Portal. You must log into your secure Applicant Portal to view all official communications related to your application. No identifiable tax information will be sent to you via email.

Use the *Search this list...* feature to locate a specific notification by Subject, Control Number, or Status.

Notifications

View and manage notifications, including requests for additional information from our review team and other official communications.

All Tasks ▾

50+ Items • Sorted by Create Date • Filtered by All tasks - Closed, Recurring Parent, Due Date

Search this list...

	Subject	Name	Related To	S...	Create Date
1	Re: Qualifying Advanced Energy (48C) Project Credit Program Control Number a0J3S0000014pd - Allocation Decision Available	ECO48C Community Test1	a0J3S0000014pd	Open	2/4/2024, 10:35 AM
2	Re: Qualifying Advanced Energy (48C) Project Credit Program Control Number a0J3S000001sz5l - Debrief Request Submitted	ECO48C Community Test1	a0J3S000001sz5l	Open	2/2/2024, 3:49 PM
3	Re: Qualifying Advanced Energy (48C) Project Credit Program Control Number a0J3S000001szqD - Debrief Request Complete	ECO48C Community Test1	a0J3S000001szqD	Open	1/31/2024, 2:47 PM
4	Re: Qualifying Advanced Energy (48C) Project Credit Program Control Number a0J3S000001szqD - Debrief Request Submitted	ECO48C Community Test1	a0J3S000001szqD	Open	1/31/2024, 2:42 PM
5	Re: Qualifying Advanced Energy (48C) Project Credit Program Control Number a0J3S000001szpY - Allocation Decision Availa...	ECO48C Community Test1	a0J3S000001szpY	Open	1/31/2024, 2:38 PM
6	Re: Qualifying Advanced Energy (48C) Project Credit Program Control Number a0J3S000001szqD - Allocation Decision Availa...	ECO48C Community Test1	a0J3S000001szqD	Open	1/31/2024, 2:36 PM
7	Re: Qualifying Advanced Energy (48C) Project Credit Program Control Number a0J3S000001szqL - Allocation Decision Available	ECO48C Community Test1	a0J3S000001szqL	Open	1/31/2024, 12:14 PM
8	Re: Qualifying Advanced Energy (48C) Project Credit Program Control Number a0J3S000001mdN - Allocation Decision Available	ECO48C Community Test1	a0J3S000001mdN	Open	1/31/2024, 12:09 PM
9	Re: Qualifying Advanced Energy (48C) Project Credit Program Control Number a0J3S000001syVr - Debrief Request Complete	ECO48C Community Test1	a0J3S000001syVr	Open	1/30/2024, 4:03 PM
10	Re: Qualifying Advanced Energy (48C) Project Credit Program Control Number a0J3S000001syVr - Debrief Request Submitted	ECO48C Community Test1	a0J3S000001syVr	Open	1/30/2024, 4:01 PM
11	Re: Qualifying Advanced Energy (48C) Project Credit Program Control Number a0J3S000001syVr - Allocation Decision Available	ECO48C Community Test1	a0J3S000001syVr	Open	1/30/2024, 3:58 PM



Qualified Advanced Energy Project Credit (48C) Program Applicant User Guide

Notifications

An alternate path for an applicant to use to reach their notifications would be to select the bell icon on the top right of the page. By selecting this, the applicant’s notifications/tasks will display with the most recent notification appearing first.

Notifications

View and manage notifications, including requests for additional information from our review team and other official communications.

All Tasks ▼ 🔍

50+ Items - Sorted by Create Date - Filtered by All tasks - Closed, Recurring Parent, Due Date - Updated a few seconds ago

Subject	Name	Related To	S...	Create Date
1 Re: Qualifying Advanced Energy (48C) Project Credit Program Control Number a0J35000001szqD - Debrief Request Complete	ECO48C Community Test1	a0J35000001szqD	Open	1/31/2024, 2:47 PM
2 Re: Qualifying Advanced Energy (48C) Project Credit Program Control Number a0J35000001szqD - Debrief Request Submitted	ECO48C Community Test1	a0J35000001szqD	Open	1/31/2024, 2:42 PM
3 Re: Qualifying Advanced Energy (48C) Project Credit Program Control Number a0J35000001szpY - Allocation Decision Available	ECO48C Community Test1	a0J35000001szpY	Open	1/31/2024, 2:36 PM
4 Re: Qualifying Advanced Energy (48C) Project Credit Program Control Number a0J35000001szqD - Allocation Decision Available	ECO48C Community Test1	a0J35000001szqD	Open	1/31/2024, 2:36 PM
5 Re: Qualifying Advanced Energy (48C) Project Credit Program Control Number a0J35000001szoL - Allocation Decision Available	ECO48C Community Test1	a0J35000001szoL	Open	1/31/2024, 12:14 PM
6 Re: Qualifying Advanced Energy (48C) Project Credit Program Control Number a0J35000001rmdN - Allocation Decision Available	ECO48C Community Test1	a0J35000001rmdN	Open	1/31/2024, 12:09 PM
7 Re: Qualifying Advanced Energy (48C) Project Credit Program Control Number a0J35000001syVr - Debrief Request Complete	ECO48C Community Test1	a0J35000001syVr	Open	1/30/2024, 4:03 PM
8 Re: Qualifying Advanced Energy (48C) Project Credit Program Control Number a0J35000001syVr - Debrief Request Submitted	ECO48C Community Test1	a0J35000001syVr	Open	1/30/2024, 4:01 PM
9 Re: Qualifying Advanced Energy (48C) Project Credit Program Control Number a0J35000001syVr - Allocation Decision Available	ECO48C Community Test1	a0J35000001syVr	Open	1/30/2024, 3:58 PM
10 Re: Qualifying Advanced Energy (48C) Project Credit Program Control Number a0J35000001symY - Allocation Decision Available	ECO48C Community Test1	a0J35000001symY	Open	1/30/2024, 3:53 PM
11 Re: Qualifying Advanced Energy (48C) Project Credit Program Control Number a0J35000001symY - Application for Allocation Sub	ECO48C Community Test1	a0J35000001symY	Open	1/30/2024, 3:44 PM

Notifications 🔍 🔔 👤 [Mark all as read](#) ✕

- + Re: Qualifying Advanced Energy (48C) Project Credit Program Control Number a0J35000001szqD - Debrief Request Complete
 Re: Qualifying Advanced Energy (48C) Project Credit Program Control Number a0J35000001szqD - Debrief Request Complete
 4 hours ago
- + Re: Qualifying Advanced Energy (48C) Project Credit Program Control Number a0J35000001szqD - Debrief Request Submitted
 Re: Qualifying Advanced Energy (48C) Project Credit Program Control Number a0J35000001szqD - Debrief Request Submitted
 4 hours ago
- + Email: Re: Control Number a0J35000001szqD - New Notification Available in the Qualifying Advanced Energy (48C) Project ...
 Email: Re: Control Number a0J35000001szqD - New Notification Available in the Qualifying Advanced Energy (48C) Project Credit Program Online Portal
 4 hours ago



Qualified Advanced Energy Project Credit (48C) Program Applicant User Guide

How to Access Related Forms and Templates

Templates and articles for the current application cycle will be posted in the *Tax Credits* tab of the 48C Applicant Portal. To access any templates, forms and related articles, navigate to the *Tax Credits* tab and scroll to the *Related Forms and Templates* section. By selecting the blue square for a respective form or template, you will be directed to the linked form or template.



Tax Credit Topics

Clean Energy Manufacturing & Recycling

Related Forms and Templates





U.S. DEPARTMENT OF ENERGY

Qualified Advanced Energy Project Credit (48C) Program Applicant User Guide – May 2024 Release

How to Submit a Concept Paper

1. Select the *Tax Credits tab*
2. Select the *Apply Now* button
3. Select *New Organization* if you are submitting a Concept Paper on behalf of an organization that has not submitted their organization’s name in the DOE Portal. Select *Existing Organization* if your organization is visible in the portal.

Home Tax Credits My Applications My Organizations Notifications Help Center

Qualifying Advanced Energy Project Credit Program Topics

Please see the 48C Tax Credit Program Information Overviews for the 3 Topics below:

[Apply Now](#)

If you select the Existing Organization option, enter your Organization’s name in the required *Existing Organization* text box and select *Next*.

CUI//SP-TAX OMB Control Number: 1545 - 2151

Organization Information

The first stage of DOE review requires applicants to submit Concept Papers describing the proposed project. *Please refer to IRS Notice 2023-44 to determine the content and submission requirements for a concept paper.*

As an applicant, if you are submitting a Concept Paper on behalf of a new organization that has not submitted their organization name in DOE’s Application Portal, select “New Organization”. If your organization is visible in the portal, select “Existing Organization Account” dropdown and choose your respective organization before continuing the Concept Paper submission.

* Choose whether you’ll be starting with a new or existing organization.

Existing Organization
 New Organization

* Existing Organization

[Next](#)

Steps

- Organization Information**
- Organization Information
- General Facility Information
- Contact Information
- Key Personnel Information
- Funding Cost and Documentation



Qualified Advanced Energy Project Credit (48C) Program Applicant User Guide – May 2024 Release

How to Submit a Concept Paper

If the applicant selects the New Organization option, select *Next* and enter the Organization’s information in the following page.

Required fields in each section include:

- **Organization Information:**
 - Organization Name
 - Organization Email
 - Organization Phone
- **Organization Tax Information:**
 - EIN/TIN **must be the same as the filer claiming the tax credit**
 - Parent Taxpayer Identification Number(TIN)
 - Organization UEI Number
 - Street Address
 - City
 - State, Province, Region
 - Zip code
 - Country
- **Organization Type**
 - Organization Type

The screenshot shows a web form titled "U.S. DEPARTMENT OF ENERGY" with the sub-header "U.S. DEPARTMENT OF ENERGY" and "OMB Control Number: 1545 - 2151". The form is divided into two main sections: "Organization Information" and "Organization Tax Information".

Organization Information Section:

- Parent Organization (dropdown)
- * Organization Name (text input)
- * Organization Email (text input)
- * Organization Phone (text input)
- Organization Website (text input)

Organization Tax Information Section:

- * EIN/TIN (dropdown)
- * Parent Taxpayer Identification Number (TIN) (text input)
- * Organization UEI Number (text input)
- Year of Incorporation (text input)

Organization Address (Taxpayer) Section:

- * Street Address (text input)
- Street Address 2 (text input)
- * City (text input)
- * Country (dropdown)
- * State, Province, Region (dropdown)
- * Organization Zip (text input)
- Urbanization (Puerto Rico Only) (text input)

Organization Type Section:

- * Organization Type (dropdown)
- Organization Subtype (dropdown)

At the bottom right, there are "Previous" and "Next" buttons. On the right side of the form, there is a "Steps" navigation pane with a vertical list of steps: Organization Information (highlighted with a blue circle), General Facility Information, Contact Information, Key Personnel Information, and Funding Cost and Documentation.

Once all required fields have been completed in the Organization information sections, the new users will select *Next* to proceed to the remainder of the Concept Paper Submission.



Qualified Advanced Energy Project Credit (48C) Program Applicant User Guide – May 2024 Release

How to Submit a Concept Paper

After submitting the Organization’s Information, the applicant will be prompted to submit the General Facility Information in the following page.

Required fields in each section include:

• **General Facility Information:**

- Project Title
- Abstract
- Topic
- Qualifying Advanced Energy Project Type
- Qualifying Advanced Energy Project Subtype
- Is your Project in an energy community?

• **Facility Address:**

- Facility Street Address
- City
- State, Province, Region
- Facility Zip code
- Country

• **GPS Coordinates of Facility**

- Latitude
- Longitude

(i) Latitude: .
Enter a "+" (plus) or "-" (minus) sign in the first box.

(ii) Longitude: .
Enter a "+" (plus) or "-" (minus) sign in the first box.

Enter a minimum of 5 decimal points when submitting the GPS Coordinates.

The screenshot shows a web form titled "General Facility Information" with a blue header bar containing "CUI//SP-TAX" and "OMB Control Number: 1545 - 2151". The form is divided into several sections:

- General Facility Information:** Includes fields for Project Title, Abstract, Topic (dropdown), Qualifying Advanced Energy Project Type (dropdown), Qualifying Advanced Energy Project Subtype (dropdown), and a radio button question "Is your project in an energy community?" with "Yes" and "No" options.
- Facility Address:** Includes fields for Facility Name, Facility Description, Facility Street Address, Facility Street Address 2, City, Country (dropdown), State, Province, Region (dropdown), and Facility Zip (dropdown). There is also a checkbox for "Urbanization (Puerto Rico Only)".
- GPS Coordinates of Facility:** Includes fields for Latitude and Longitude, each with a small globe icon.

On the right side of the form, there is a "Steps" navigation pane with a vertical list of steps: Organization Information, Organization Information, General Facility Information (highlighted with a blue circle), Contact Information, Key Personnel Information, and Funding Cost and Documentation. At the bottom right of the form, there are "Previous" and "Next" buttons.

Once all required fields have been completed in the General Facility information sections, the new users will select *Next* to proceed to the remainder of the Concept Paper Submission.



Qualified Advanced Energy Project Credit (48C) Program Applicant User Guide – May 2024 Release

How to Submit a Concept Paper

After submitting the General Facility Information, the applicant will be prompted to submit the Contact Information in the following page.

Required fields in each section include:

• **Business Point of Contact:**

- First and Last Name
- Phone Number
- Email
- Street Address
- City
- State, Province, Region
- Zip code
- Country

• **Administrative Point of Contact:**

- First and Last Name
- Phone Number
- Email
- Street Address
- City
- State, Province, Region
- Zip code
- Country

Once all required fields have been completed in the Contact information sections, the new users will select *Next* to proceed to the remainder of the Concept Paper Submission.



Qualified Advanced Energy Project Credit (48C) Program Applicant User Guide – May 2024 Release

How to Submit a Concept Paper

After submitting the Contact Information, the applicant will be prompted to submit the Key Personnel Information for each organization in the following page.

CUI//SP-TAX OMB Control Number: 1545 - 2151

Key Personnel Information

The Concept Paper requires Key Personnel Information to be submitted for each organization. To Add Key Personnel Information, the applicant will select the "+" next to 'Add Key Personnel' and fill out the required fields.

Salutation	*First Name	*Last Name
<input type="text"/>	<input type="text"/>	<input type="text"/>
Title	*Phone	
<input type="text"/>	<input type="text"/>	
*Email		
<input type="text"/>		

Key Personnel

+ New

Steps

- Organization Information
- Organization Information
- General Facility Information
- Contact Information
- Key Personnel Information**
- Funding Cost and Documentation

To add an additional Key Personnel, select the + and fill out the required information.

Once all required fields have been completed in the Key Personnel information sections, the new users will select *Next* to proceed to the remainder of the Concept Paper Submission.



Qualified Advanced Energy Project Credit (48C) Program Applicant User Guide – May 2024 Release

How to Submit a Concept Paper

After submitting the Key Personnel Information, the applicant will be prompted to submit the Funding Cost and Documentation for each organization in the following page.

Required fields include:

- **Control Number:**
 - Qualified Investment for this Project
 - Do you intend to meet PWA requirements?

Required Concept Paper files to upload include:

- **Concept Paper (pdf)**
- **Concept Paper Workforce and Community Engagement Plan (pdf)**
- **Concept Paper Data Sheet (xlxs)**

CUI//SP-TAX
OMB Control Number: 1545 - 2151

Funding Cost and Documentation

Control Number

* Qualified Investment for this Project

* Do you intend to meet PWA requirements? ⓘ

Yes

No

Credit Rate

Requested Credit Amount

Upload your Concept Paper.

Applicants are required to submit their Concept Papers, Concept Paper Workforce and Community Engagement Plan, and the Concept Paper Data Sheet. All required information must be completed, and the Submit button must be clicked before the deadline.

Your Concept Paper must be uploaded in pdf format. Please follow the required naming convention for the Concept Paper: [ControlNumber]-ConceptPaper.pdf

•

↑ Upload Files
 Or drop files

Upload your Concept Paper Workforce and Community Engagement Plan.

Your Concept Paper Workforce and Community Engagement Plan must be uploaded in pdf format. Please follow the required naming convention for the Concept Paper Workforce and Community Engagement Plan: [ControlNumber]-CP-WCE.pdf

•

↑ Upload Files
 Or drop files

Upload your Concept Paper Data Sheet.

Your Concept Paper Data Sheet must be uploaded as an Excel spreadsheet. Please follow the required naming convention for the Concept Paper Data Sheet: [ControlNumber]-CPDataSheet.xlsx

•

↑ Upload Files
 Or drop files

Previous
Next

Steps

- ✔ Organization Information
- ✔ Organization Information
- ✔ General Facility Information
- ✔ Contact Information
- ✔ Key Personnel Information
- Funding Cost and Documentation

Once all required fields have been completed in the Funding Cost and Documentation section and the Concept Paper files are uploaded, the new users will select *Next* to proceed to the remainder of the Concept Paper Submission.



U.S. DEPARTMENT OF ENERGY

Qualified Advanced Energy Project Credit (48C) Program Applicant User Guide – May 2024 Release

How to Submit a Concept Paper

After submitting the Funding Cost and Documentation section of the Concept Paper, a record will be created for a Concept Paper and the applicant will be able to view their Concept Paper in the *My Applications* tab. The applicant will be prompted to verify their information and submit their Concept Paper by selecting the 'Submit' button. After pressing *Submit*, the applicant will be prompted to check their *Application Attestations* prior to their Concept Paper's status being updated to *Submitted*.

CUI//SP-TAX

OMB Control Number: 1545 - 2151

Concept Paper
2024-0086

Topic
1. Clean Energy Manufacturing and Recycling Projects

Concept Paper Status
In progress



Verify Information and Submit

Once you have finished entering all the required information, navigate to the 'Submit' button to certify and submit your Concept Paper. All required information must be completed, and the Submit button must be clicked before the deadline. Applicants are encouraged to navigate to the 'Project Information' tab to verify and review their Concept Paper information for accuracy and completeness prior to submitting their Concept Paper. When an applicant successfully submits a Concept Paper, an email notification will be sent to the email address associated to the applicant.

Organization Information

Project Information

Requirements

Notifications & Tasks

Attachments

Contributors

Withdraw

Edit

Related Contacts

Type	Title	Salutation	First Name	Last Name	Phone	Business Email	Address
Business POC	Personnel Title	Mr.	First	Last	(901) 999-9922	weyensome@bunton.com	1701 Park Ave New
Admin POC	Personnel Title	Mr.	First	Last	(901) 999-9911	weyensome@bunton.com	2002 Colfax St Der
Key Personnel	Personnel Title	Mr.	First	Last	(901) 999-9922	weyensome@bunton.com	
Key Personnel	Personnel Title	Mr.	First	Last	(901) 999-9911	weyensome@bunton.com	
Key Personnel	Personnel Title	Mr.	First	Last	(901) 999-9911	weyensome@bunton.com	

Files Add File

Document 1	Document 2	Document 3
Jan 24, 2023 11:48	Jan 24, 2023 11:48	Jan 24, 2023 11:48

Submit

Application Attestations

- The Department of Energy(DOE) is collecting concept papers and applications on behalf of the Internal Revenue Service(IRS) for IRS to use to determine taxpayer eligibility for tax credits under section 48C of the Internal Revenue Code(Code). Authority for IRS and DOE to collect this information is Code sections 48C, 6007, 6103(a), 6103, 7801, and 7802. Concept papers, applications, and related information submitted through the DOE portal are return information owned by IRS. This information will be disclosed to DOE employees and contractors for purposes of review and recommendation to IRS regarding an applicant's compliance with technical criteria for eligibility for these tax credits. This information may also be disclosed to the Department of Justice for civil and criminal litigation, and to cities, states, the District of Columbia, and U.S. possessions to carry out their tax laws. We may also disclose this information to other countries under a tax treaty, to federal and state agencies to enforce federal nontax criminal laws, or to federal law enforcement and intelligence agencies to combat terrorism. Other disclosures of return information are provided under Code Section 6102 and the routine uses published in two IRS Privacy Act System of Records Notices(SORNs): Treasury / IRS 24-030, Customer Account Data Engine(CADE) Individual Master File(IMF), published at 80 Fed Reg. 54082 - 54083(Sept. 8, 2015) and Treasury / IRS 24-061, Customer Account Data Engine(CADE) Business Master File(BMF) published at 80 FR 54860 - 54861(Sept. 8, 2015). Any additional records which are not maintained under the above IRS SORNs will be maintained under DOE SORN DOE-62, Grant and Contract Records for Research Projects, Science Education, and Related Activities, published at 74 Fed Reg. 694(January 9, 2009).
- Providing this information is voluntary but necessary to process your concept paper and application. If you choose to apply for the tax credit allocation under Code section 48C, you must provide all requested information. Failure to provide complete information may delay or prevent processing or renewing your materials. Providing false or fraudulent information may subject you to penalties.
- You are not required to respond to a collection of information that is subject to the Paperwork Reduction Act unless the collection displays a valid OMB control number. The OMB number for this collection of information is 1545 - 2151. Books or records relating to tax matters must be retained as long as their contents may become material in the administration of any Internal Revenue law.
- The time needed to complete and submit a concept paper and an application will vary depending on individual circumstances. The estimated average time is: 136 minutes for recordkeeping and reporting for the concept papers, and 626 minutes for recordkeeping and reporting for the application process.
- IRS and Treasury provide guidance on the Qualifying Advanced Energy Project Credit | Internal Revenue Service IR-2023-07, Feb. 13, 2023 WASHINGTON — The Department of the Treasury and the Internal Revenue Service today provided guidance following the enactment of the Inflation Reduction Act to establish a ...
- Penalty of Perjury:** I declare that I am authorized to legally bind EXAMPLE. Under penalties of perjury, I declare that I have examined this submission, including any accompanying documents, and, to the best of my knowledge and belief, all of the facts contained herein are true, correct, and complete. I authorize the Department of Energy, its contractors and reviewers to verify the information provided in this submission. Such verification may include, but is not limited to, conducting independent research via public maps, the internet, ...

*** WARNING this system contains Controlled Unclassified Information (CUI) ***

This system may contain government information, which is restricted to authorized users ONLY. Unauthorized access, use, misuse, or modification of this computer system or of the data contained herein or in transit to/from this system constitutes a violation of Title 18, United States Code, Section 1530, and may subject the individual to criminal and civil penalties pursuant to Title 26, United States Code, Sections 7213, 7213A (the Taxpayer Browsing Protection Act), and 7431. This system and equipment are subject to monitoring to ensure proper performance of applicable security features or procedures. Such monitoring may result in the acquisition, recording, and analysis of all data being communicated, transmitted, processed, or stored in this system by a user. If monitoring reveals possible evidence of criminal activity, such evidence may be provided to Law Enforcement Personnel. ANYONE USING THIS SYSTEM EXPRESSLY CONSENTS TO SUCH MONITORING. This is a Department of Energy (DOE) computer system. DOE computer systems are provided for the processing of official U.S. Government information only. All data contained within DOE computer systems is owned by the DOE, and may be audited, intercepted, recorded, read, copied, or captured in any manner and disclosed in any manner by authorized personnel. THERE IS NO RIGHT OF PRIVACY IN THIS SYSTEM. System personnel may disclose any potential evidence of crime found on DOE computer systems to appropriate authorities. USE OF THIS SYSTEM BY ANY USER, AUTHORIZED OR UNAUTHORIZED, CONSTITUTES CONSENT TO THIS AUDITING, INTERCEPTION, RECORDING, READING, COPYING, CAPTURING, AND DISCLOSURE OF COMPUTER ACTIVITY.





U.S. DEPARTMENT OF ENERGY

Qualified Advanced Energy Project Credit (48C) Program Applicant User Guide – May 2024 Release

Adding a Contributor to a Concept Paper

Applicants can add a contributor to their Concept Paper prior to or after submission. This is helpful if the applicant needs a contributor to access and edit the Concept paper. To add a contributor to a Concept Paper, the user needs to exist in the 48C Salesforce portal.

1. Select the *My Applications* tab
2. Select the control number of the desired Concept Paper whose status is *In Progress*
3. Select the *Contributors* tab in the record
4. Enter the Contributor's email in the *Business Email* field and select the checkbox to give read and edit permissions to the Concept Paper before pressing *Add Contributor* button.
5. Press *Finish*

Home Tax Credits My Applications My Organizations Notifications Help Center

My Applications

View and manage existing applications.

[Concept Papers](#) All Applications

To view the status of the Concept Paper, view the "Concept Paper Status" column in the list view below or select a specific "Control Number" to view the status of an individual Concept Paper.

48C Concept Papers ▾

23 items • Sorted by Control Number • Filtered by All concept paper

	Control Number ↓	Topic	Organization Name	Concept Paper Sta...	Application Date	Applying Contact
1	2024-0080	1. Clean Energy Manufacturing and Recycling Projects	Nana Test Account	Submitted	4/23/2024	Test Applicant Registered
2	2024-0079	2. Industrial Decarbonization Projects	Nana Test Account	In progress	4/22/2024	Test Applicant Registered



U.S. DEPARTMENT OF ENERGY

Qualified Advanced Energy Project Credit (48C) Program Applicant User Guide – May 2024 Release

Adding a Contributor to a Concept Paper

Applicants can add a contributor to their Concept Paper prior to or after submission. This is helpful if the applicant needs a contributor to access and edit the Concept paper. To add a contributor to a Concept Paper, the user needs to exist in the 48C Salesforce portal.

1. Select the *My Applications* tab
2. Select the control number of the desired Concept Paper whose status is *In Progress*
3. Select the *Contributors* tab in the record
4. Enter the Contributor's email in the *Business Email* field and select the checkbox to give read and edit permissions to the Concept Paper before pressing *Add Contributor* button
5. Press *Finish*

Concept Paper
2024-0079

Concept Paper Status
In progress

Topic
2. Industrial Decarbonization Projects

In progress

Submitted

Under Review

Discouraged

Encouraged

Withdrawn

Verify Information and Submit

Once you have finished entering all the required information, navigate to the "Submit" button to certify and submit your Concept Paper. All required information must be completed, and the Submit button must be clicked before the deadline. Applicants are encouraged to navigate to the "Project Information" tab to verify and review their Concept Paper information for accuracy and completeness prior to submitting their Concept Paper. When an applicant successfully submits a Concept Paper, an email notification will be sent to the email address associated to the applicant.

Organization Information

Project Information

Requirements

Notifications & Tasks

Attachments

Contributors

Withdraw

Add a Contributor

Unless a transfer request is reviewed and approved by the IRS, the taxpayer identification number of the applicant must match the taxpayer identification number of the taxpayer that will claim the credit under § 48C.

*Business Email

Are you sure you want to give this user full read and edit access to Concept Paper 2024-0079?

Yes, I am sure

Add Contributor

Organization Information

Project Information

Requirements

Notifications & Tasks

Attachments

Contributors

Withdraw

Success! User added as a contributor.

Finish

Contributors (1)

Contributor Number	Contact	Organization Name
CON-000220	Test Applicant Registered	Test Account

View All



U.S. DEPARTMENT OF ENERGY

Qualified Advanced Energy Project Credit (48C) Program Applicant User Guide – May 2024 Release

Revoking a Contributor's Access from a Concept Paper

Applicants can revoke a Contributor's access to a Concept Paper if they are no longer a part of the applying organization or another reason.

1. Select the *Concept Paper* record to remove the contributor from
2. Select the *Contributor* tab in the Concept Paper record
3. Select the *Contributor Number* record of the contributor you'd like to remove
4. Select the pencil next to the *Access Level* field
5. Select the *Revoked* option from the drop down
6. Press *Save*

Organization Information Project Information Requirements Notifications & Tasks Attachments **Contributors** Withdraw

Add a Contributor

Unless a transfer request is reviewed and approved by the IRS, the taxpayer identification number of the applicant must match the taxpayer identification number of the taxpayer that will claim the credit under § 48C.

*Business Email

test.contact@outlook.com

Are you sure you want to give this user full read and edit access to Concept Paper 2024-0079?

Yes, I am sure

Add Contributor

Contributors (1)

Contributor Number	Contact	Organization Name
CON-000220	Test Applicant Registered	Test Account

Contributor
CON-000220

Concept Paper
[2024-0079](#)

Credit Application

Contributor Number
CON-000220

Organization Name
Test Account

Access Level ⓘ

Write

Contact
[Test Applicant Registered](#)

Contact
Test Applicant Registered

Agreed To Attestation

Contributor
CON-000220

* = Required Information

Concept Paper
2024-0079

Credit Application
Search Credit Applications...

Contributor Number
CON-000220

Organization Name
Test Account

This field is calculated upon save

*Access Level ⓘ

Revoked

--None--

Write

✓ Revoked

Agreed To Attestation

Cancel **Save**



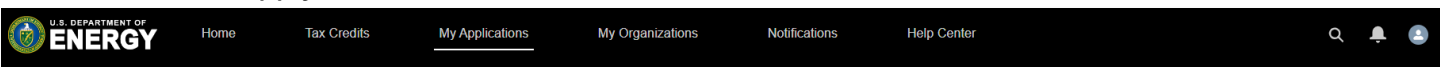
U.S. DEPARTMENT OF ENERGY

Qualified Advanced Energy Project Credit (48C) Program Applicant User Guide – August 2024 Release

How to Submit a Credit Application

To submit a Credit Application, you must navigate to the Concept Paper with an encourage/discourage decision to begin your credit application submission

1. Select the *My Applications* tab
2. Select the *Concept Papers* tab within the *My Applications* tab
3. Select the Concept Paper Control Number for which you would like to submit a full application
4. Select the *Apply Now* button



1.

My Applications

View and manage existing applications.

2.

[Concept Papers](#) All Applications

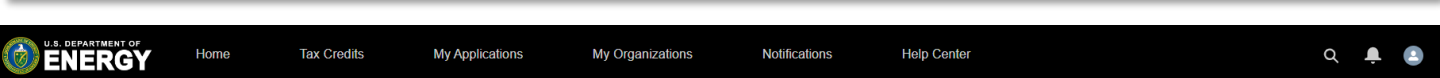
To view the status of the Concept Paper, view the "Concept Paper Status" column in the list view below or select a specific "Control Number" to view the status of an individual Concept Paper.

48C Concept Papers ▾

9 items • Sorted by Control Number • Filtered by All concept paper

Control Number	Topic	Organization Name	Concept Paper Status	Application Date	Applying Contact
1. 2024-0005	1. Clean Energy Manufacturing and Recycling Projects		Submitted	4/30/2024	Nana Test Registered
2. 2024-0006	2. Industrial Decarbonization Projects	Nana Test Account	Encouraged	5/16/2024	Test Applicant Registered

3.



CUI//SP-TAX OMB Control Number: 1545 - 2151

Concept Paper 2024-0006

Topic: 2. Industrial Decarbonization Projects
Concept Paper Status: Encouraged

4.

Apply Now

Progress bar: [] [] [] [Encouraged] [Discouraged] [Withdrawn]



U.S. DEPARTMENT OF ENERGY

Qualified Advanced Energy Project Credit (48C) Program Applicant User Guide – August 2024 Release

How to Submit a Credit Application

After an applicant selects the *Apply Now* button available on the Concept Paper, the applicant will confirm the prepopulated information from the Concept Paper for the required Organization Information and press *Next* when complete.

Required fields carried over from the Concept Paper include:

- **Organization Information:**
 - Organization Name
 - Organization Email
 - Organization Phone
- **Organization Tax Information:**
 - EIN/TIN **must be the same as the filer claiming the tax credit**
 - Parent Taxpayer Identification Number(TIN)
 - Organization UEI Number
 - Street Address
 - City
 - State, Province, Region
 - Zip code
 - Country
- **Organization Type**
 - Organization Type

The screenshot shows a web form titled "CUI/SP-TAX" with "OMB Control Number: 1545 - 2151" in the top right corner. The form is divided into several sections:

- Organization Information:** Includes a warning "Please do not change any organizational data associated with your TIN." and fields for "Parent Organization", "EIN/TIN", "Organization Name", "Parent Taxpayer Identification Number (TIN)", "Organization Email", "Organization Phone", and "Organization Website".
- Organization Tax Information:** Includes fields for "EIN/TIN", "EIN", "Parent Taxpayer Identification Number (TIN)", "Organization UEI Number", and "Year of Incorporation".
- Organization Address (Taxpayer):** Includes fields for "Street Address", "Street Address 2", "City", and "State, Province, Region".
- Organization Type:** Includes a dropdown menu for "Organization Type" (set to "Large Business") and a dropdown for "Organization Subtype".
- International Address:** A checkbox "Is this location at an international address?" is checked, with a corresponding "International Address" field.
- Organization Zip:** A field for "Organization Zip" (set to "T9V 4N6").
- Urbanization (Puerto Rico Only):** A field for "Urbanization (Puerto Rico Only)".
- Steps:** A vertical list of steps on the right side, with "Organization Information" selected.
- Next Button:** A blue "Next" button at the bottom right.

Once all required fields have been completed and confirmed on the Organization information sections, applicants will select *Next* to proceed to the remainder of the Credit Application Submission.



U.S. DEPARTMENT OF ENERGY

Qualified Advanced Energy Project Credit (48C) Program Applicant User Guide – August 2024 Release

How to Submit a Credit Application

After an applicant selects the *Apply Now* button available on the encouraged Concept Paper, the applicant will confirm the prepopulated information from the Concept Paper for the required General Facility Information and press *Next* when complete.

Required fields carried over from the Concept Paper include:

- General Facility Information:**

- Project Title
- Abstract
- Topic
- Qualifying Advanced Energy Project Type
- Qualifying Advanced Energy Project Subtype
- Is your Project in an energy community?

- Facility Address:**

- Facility Street Address
- City
- State, Province, Region
- Facility Zip code
- Country

- GPS Coordinates of Facility**

- Latitude
- Longitude

The screenshot shows a web form titled "General Facility Information" with a "CU/SP-TAX" header and "OMB Control Number: 1545 - 2151" in the top right. The form is divided into several sections:

- Project Title:** A text input field containing "Test".
- Abstract:** A text area containing placeholder text: "Lorem ipsum dolor sit amet, consectetur adipiscing elit. Aenean commodo ligula eget dolor. Aenean massa. Cum sociis natoque penatibus et magnis dis parturient montes, nascetur ridicula mus. Donec quam felis, ultricies nec, pellentesque eu, pretium quis."
- Topic:** A dropdown menu with "2. Industrial Decarbonization Projects" selected.
- Qualifying Advanced Energy Project Type:** A dropdown menu with "II. Installation of Carbon Capture, Transport, Utilization, and Storage Systems (48C)(1)(A)(X)(ii)" selected.
- Qualifying Advanced Energy Project Subtype:** A dropdown menu with "Carbon Capture Utilization and Storage (CCUS)" selected.
- Is your project in an energy community?:** Radio buttons for "Yes" and "No", with "No" selected.
- Will your project reduce GHG by 30%?:** Radio buttons for "Yes" and "No", with "Yes" selected.
- Facility Address:**
 - Facility Name: Text input field.
 - Facility Description: Text area.
 - Facility Street Address: Text input field containing "8130 Cooke Ct".
 - Facility Street Address 2: Text input field containing "201".
 - City: Text input field containing "Mannassas".
- Country:** Dropdown menu with "United States" selected.
- State, Province, Region:** Dropdown menu with "Alabama" selected.
- Facility Zip:** Text input field containing "20109".
- Urbanization (Puerto Rico Only):** Text input field.
- GPS Coordinates of Facility:**
 - Latitude: Text input field containing "12.123231".
 - Longitude: Text input field containing "145.1234652".

At the bottom right, there are "Previous" and "Next" buttons. A "Steps" sidebar on the right indicates the current step is "General Facility Information" (highlighted in blue), with other steps including "Organization Information", "Business Point of Contact", "Administrative Point of Contact", "Key Personnel Information", and "Funding Cost and Documentation".

Once all required fields have been completed and confirmed on the General Facility information sections, applicants will select *Next* to proceed to the remainder of the Credit Application Submission.



Qualified Advanced Energy Project Credit (48C) Program Applicant User Guide – August 2024 Release

How to Submit a Credit Application

After submitting the General Facility Information, the applicant will be prompted to submit the Business Point of Contact Information in the following page. This section **will not** be automatically populated from the Concept Paper and will be required to submit a credit application.

CUI//SP-TAX OMB Control Number: 1545 - 2151

Business Point of Contact

Salutation *First Name *Last Name
Error: First Name is required.

Title

*Phone

*Email

*Street Address

Street Address 2

*City

*Country *State, Province, Region *Zip

Urbanization (Puerto Rico Only)

*Is your Business Point of Contact also your Administrative Point of Contact?
 Yes
 No

Steps

- Organization Information
- General Facility Information
- Business Point of Contact**
- Administrative Point of Contact
- Key Personnel Information
- Funding Cost and Documentation

Required fields include:

- **Business Point of Contact:**
 - First and Last Name
 - Phone Number
 - Email
 - Street Address
 - City
 - State, Province, Region
 - Zip code
 - Country
 - Is your Business Point of Contact also your Administrative Point of Contact ?
 - *Selecting 'Yes' will prepopulate the following section with the same information entered for this Business Point of Contact*

Once all required fields have been completed in the Business Point of Contact information section, the new users will select *Next* to proceed to the remainder of the Credit Application Submission.



U.S. DEPARTMENT OF ENERGY

Qualified Advanced Energy Project Credit (48C) Program Applicant User Guide – August 2024 Release

How to Submit a Credit Application

After submitting the Business Point of Contact Information, the applicant will be prompted to submit the Administrative Point of Contact Information in the following page.

CUI//SP-TAX OMB Control Number: 1545 - 2151

Administrative Point of Contact

Salutation *First Name *Last Name

Title

*Phone

*Email

*Street Address

Street Address 2

*City

*Country *State, Province, Region *Zip

Urbanization (Puerto Rico Only)

Steps

- Organization Information
- General Facility Information
- Business Point of Contact
- Administrative Point of Contact**
- Key Personnel Information
- Funding Cost and Documentation

Required fields include:

- **Administrative Point of Contact:**
 - First and Last Name
 - Phone Number
 - Email
 - Street Address
 - City
 - State, Province, Region
 - Zip code
 - Country

Once all required fields have been completed in the Business Point of Contact information section, the new users will select *Next* to proceed to the remainder of the Credit Application Submission.



Qualified Advanced Energy Project Credit (48C) Program Applicant User Guide – August 2024 Release

How to Submit a Credit Application

After submitting the Administrative Point of Contact Information, the applicant will be prompted to submit the Key Personnel Information for each organization in the following page.

CUI//SP-TAX OMB Control Number: 1545 - 2151

Key Personnel Information

The Concept Paper requires Key Personnel Information to be submitted for each organization. To Add Key Personnel information, the applicant will select the "+" next to 'Add Key Personnel' and fill out the required fields.

Salutation	* First Name	* Last Name
<input type="text"/>	<input type="text"/>	<input type="text"/>
Title	* Phone	
<input type="text"/>	<input type="text"/>	
* Email	<input type="text"/>	

Key Personnel

+ New

Steps

- Organization Information
- Organization Information
- General Facility Information
- Contact Information
- Key Personnel Information**
- Funding Cost and Documentation

To add an additional Key Personnel, select the + and fill out the required information.

Adding and removing contributor(s) on a credit application will follow the same process as the Concept Paper. See page 20.

Once all required fields have been completed in the Key Personnel information sections, the new users will select *Next* to proceed to the remainder of the Credit Application Submission.



U.S. DEPARTMENT OF ENERGY

Qualified Advanced Energy Project Credit (48C) Program Applicant User Guide – August 2024 Release

How to Submit a Credit Application

After submitting the Key Personnel Information, the applicant will be prompted to submit the Funding Cost and Documentation the following page.

Required fields include:

- Qualified Investment for this Project
- Do you intend to meet the PWA requirements?

Required Credit Application files to upload include:

- **48C Application Narrative (pdf)**
- **48C Workforce and Community Engagement Narrative (pdf)**
- **Business Entity Certification (pdf)**
- **48C Data Sheet (xlxs)**

Funding Cost and Documentation

2024-0011

* Qualified Investment for this Project
\$ 12,356,565.00

* Do you intend to meet PWA requirements? Yes No

Credit Rate
0.3

Requested Credit Amount
\$ 3,706,969.50

Required File Upload Components:

For all files, "[ControlNumber]" should be replaced by the application's control number. For example, for a control number of 1234, the file would be named, "1234-ConceptPaper.pdf"

Upload your 48C Application Narrative.

- File Format: PDF
- Maximum Pages: 30

* File Name: [ControlNumber]-48CAApplication.pdf
[Upload Files](#) Or drop files

Upload your 48C Workforce and Community Engagement Narrative.

- File Format: PDF
- Maximum Pages: 5

* File Name: [ControlNumber]-App-WCE.pdf
[Upload Files](#) Or drop files

Upload your Business Entity Certification.

- File Format: PDF
- Maximum Pages: NA

* File Name: [ControlNumber]-BusinessEntityCertification.pdf
[Upload Files](#) Or drop files

Error: File Name: [ControlNumber]-BusinessEntityCertification.pdf is required.

Upload your 48C Data Sheet.

- File Format: MS Excel
- Maximum Pages: NA

* File Name: [ControlNumber]-DataSheet.xlsx
[Upload Files](#) Or drop files

Error: File Name: [ControlNumber]-DataSheet.xlsx is required.

Upload your Appendix Files.

- **Appendix Materials (Required for All Project Types):**
 - File Name: [ControlNumber][FileTitle][Format]
 - (e.g. 1234-Appendix-1.pdf)
 - Cashflow Model
 - Operations and Maintenance Agreements
 - Letter of Approval from the controlling shareholders or board of directors
 - Engineering, Procurement and Construction contract
 - Site plan and evidence of ownership or control, such as a deed or an executed contract
 - Audited Financial Statements for the most recently ended three fiscal years (or other documents providing evidence of corporate health)
 - List of Permits
 - Equity or Debt Funding Commitments or Expressions of Interest
 - Letters from Potential Customers
 - Diagrams, Schematics, and/or Images of the proposed facility
 - Workforce and Community Engagement Agreements
 - Resumes for key management and senior personnel for the project
- **Appendix Materials (Depending on Project Type):**
 - If the project involves process improvement: Copy of internal or external analysis or engineering studies.
 - For energy-intensive materials that have a substantially lower carbon intensity projects: A life cycle assessment showing at least a 30% reduction in the carbon intensity of the product compared to the industry standard.
 - File Format: Various
 - Maximum Pages: NA

* File Name: [ControlNumber][FileTitle][Format]
[Upload Files](#) Or drop files

Error: File Name: [ControlNumber][FileTitle][Format] is required.

Previous **Next**

After uploading files, if there is a revision or new file to upload, applicants will have to follow the steps below:

1. Navigate to the Credit Application record
2. Select the **Project Information** tab
3. Scroll down to the **Files** section
4. Select **Upload Files** to include any new files

Once all required fields have been completed in the Funding Cost and Documentation section and the files are uploaded, the new users will select *Next* to proceed to the remainder of the Credit Application Submission.



U.S. DEPARTMENT OF ENERGY

Qualified Advanced Energy Project Credit (48C) Program Applicant User Guide – August 2024 Release

How to Submit a Credit Application

After completing the Funding Cost and Documentation, the applicant will be redirected to the new Credit Application record in the 48C Applicant Portal.

CUI//SP-TAX

OMB Control Number: 1545 - 2151

Credit Application
2024-0006

Topic: 2. Industrial Decarbonization Projects
Application Stage: Application for Allocation

- In progress
- Submitted
- Under Review
- Allocation App...
- Certified
- Placed in Serv...
- Allocation Rev...
- Allocation Not ...
- Withdrawn

- Organization Details
- Project Information
- Requirements
- Notification & Tasks
- Attachments
- Additional Stages
- More

Edit

Organization Information

Applying Contact Name Nana Test Registered	Parent Organization
Organization Name Nana Test Account	Organization Email nana.mensah@accenturefederal.com
Organization Phone 1231231234	Organization Website

After reviewing the Organization details, you can navigate to *Project Information* tab and scroll to the bottom of the credit application record and press *Submit* to submit your credit application.

[View All](#)

Placed in Service (0)

Submit



U.S. DEPARTMENT OF ENERGY

Qualified Advanced Energy Project Credit (48C) Program Applicant User Guide – August 2024 Release

Credit Application Submission Attestations

After submitting the Full Application, applicants will be prompted to check the required attestations and select the *Confirm* button to successfully submit their full application.

Application Attestations!

<p>The Department of Energy (DOE) is collecting concept papers and applications on behalf of the Internal Revenue Service (IRS) for tax credits under section 48C of the Internal Revenue Code (Code). Authority for IRS and DOE to collect and 7803 concept papers, applications, and related information submitted through the DOE portal are related to DOE employees and contractors for purposes of review and recommendation to IRS regarding an application for tax credits. This information may also be disclosed to the Department of Justice for civil and criminal litigation to carry out their tax laws. We may also disclose this information to other countries under a tax treaty, to federal law enforcement and intelligence agencies to combat terrorism. Other disclosures of return information published in two IRS Privacy Act System of Records Notices (SORNs): Treasury / IRS 24 030, Customer Account Data Engine (CAE) at 80 Fed. Reg. 54062 - 54063 (Sept 9, 2015) and Treasury / IRS 24 048, Customer Account Data Engine (CAE) at 80 Fed. Reg. 54064 (Sept. 8, 2015). Any additional records which are not maintained under the above IRS SORNs will be maintained under the above IRS SORNs. Records for Research Projects, Science Education, and Related Activities, published at 74 Fed. Reg. 994</p>	<p>The time needed to complete and submit a concept paper and an application will vary depending on individual circumstances. The estimated average time is: 136 minutes for recordkeeping and reporting for the concept papers, and 626 minutes for recordkeeping and reporting for the application process.</p> <p><input type="checkbox"/></p> <p>I have reviewed and agree to the terms and conditions of this announcement. IRS and Treasury provide guidance on the Qualifying Advanced Energy Project Credit Internal Revenue Service</p> <p><input type="checkbox"/></p>
<p>Providing this information is voluntary but necessary to process your concept paper and application. If you do not provide all requested information, failure to provide complete information may delay or prevent processing of your application. Failure to provide complete information may subject you to penalties.</p>	<p>Penalty of Perjury: I declare that I am authorized to legally bind Me/eeee. Under penalties of perjury, I declare that I have examined this submission, including any accompanying documents, and, to the best of my knowledge and belief, all of the facts contained herein are true, correct, and complete. I authorize the Department of Energy, its contractors and reviewers to verify the information provided in this submission. Such verification may include, but is not limited to, conducting independent research via public maps, the internet, publicly available sources, and other sources.</p> <p><input type="checkbox"/></p>
<p>** WARNING this system contains Controlled Unclassified Information (CUI) **</p>	
<p>You are not required to respond to a collection of information that is subject to the Paperwork Reduction Project. This system may contain government information, which is restricted to authorized users ONLY. Unauthorized access, use, misuse, or modification of this computer system or of the data contained herein or in transit to/from this system constitutes a violation of Title 18, United States Code, Section 1030, and may subject the individual to criminal and civil penalties pursuant to Title 26, United States Code, Sections 7213, 7213A (the Taxpayer Browsing Protection Act), and 7431. This system and equipment are subject to monitoring to ensure proper performance of applicable security features or procedures. Such monitoring may result in the acquisition, recording, and analysis of all data being communicated, transmitted, processed, or stored in this system by a user. If monitoring reveals possible evidence of criminal activity, such evidence may be provided to Law Enforcement Personnel.</p>	<p>ANYONE USING THIS SYSTEM EXPRESSLY CONSENTS TO SUCH MONITORING. This is a Department of Energy (DOE) computer system. DOE computer systems are provided for the processing of official U.S. Government information only. All data contained within DOE computer systems is owned by the DOE, and may be audited, intercepted, recorded, read, copied, or captured in any manner and disclosed in any manner, by authorized personnel. THERE IS NO RIGHT OF PRIVACY IN THIS SYSTEM. System personnel may disclose any potential evidence of crime found on DOE computer systems to appropriate authorities. USE OF THIS SYSTEM BY ANY USER, AUTHORIZED OR UNAUTHORIZED, CONSTITUTES CONSENT TO THIS AUDITING, INTERCEPTION, RECORDING, READING, COPYING, and DISCLOSURE OF COMPUTER ACTIVITY.</p>
<p>The time needed to complete and submit a concept paper and an application will vary depending on individual circumstances. The estimated average time is: 136 minutes for recordkeeping and reporting for the concept papers, and 626 minutes for recordkeeping and reporting for the application process.</p>	<p><input type="checkbox"/></p>

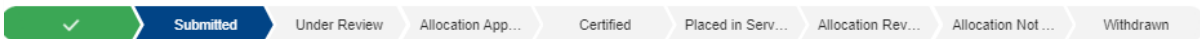
Confirm

After completing the final required attestations, a submission confirmation message pop up on applicants' record screen.

Submission Confirmation

This message is to confirm you have successfully submitted your Credit Application to the Qualifying Advanced Energy Project Credit (48C) Program.

The Credit Application record status will be updated from *In Progress* to *Submitted* after this stage.





U.S. DEPARTMENT OF ENERGY

Qualified Advanced Energy Project Credit (48C) Program Applicant User Guide – August 2024 Release

How to Edit your Credit Application after submission

After submitting or starting the Credit Application, applicants will have the ability to edit their applicant to make any adjustments prior to passing the submission deadline provided by the Department of Energy. They can do so by following the steps:

1. Go to the *My Applications* tab
2. Select the submitted Credit Application's control number that you want to edit
3. Select the *Edit* button
4. Update/Edit the desired fields
5. Navigate to the Project Information tab inside of the Credit Application record
6. Scroll to the bottom of the page and press *Submit*

1.

U.S. DEPARTMENT OF ENERGY | Home | Tax Credits | **My Applications** | My Organizations | Notifications | Help Center

My Applications

View and manage existing applications.

Concept Papers | **All Applications**

48C Applications ▾

16 items • Sorted by Control Number • Filtered by All credit applications - Record Type

Control Number ↑	Topic	Organization...	Application Status	Appli...	App...	Applying Co...
1 2024-0006	2. Industrial Decarb...	Nana Test Account	In progress	Appli...	7/31/2024	Nana Test Regist...
2 2024-0010	1. Clean Energy M...	Nana Test Account	In progress	Appli...	7/31/2024	Nana Test Regist...
3 2024-0011	2. Industrial Decarb...	Nana Test Account	Submitted	Appli...	7/30/2024	Nana Test Regist...
4 2024-0016	2. Industrial Decarb...	ParentOrg1	Submitted	Appli...		Nana Test Regist...

2.

CUI//SP-TAX | OMB Control Number: 1545 - 2151

Credit Application 2024-0011

Topic: 2. Industrial Decarbonization Projects | Application Stage: Application for Allocation

Submitted | Under Review | Allocation App... | Certified | Placed in Serv... | Allocation Rev... | Allocation Not... | Withdrawn

Organization Details | Project Information | Requirements | Notification & Tasks | Attachments | Additional Stages | More ▾

3. Edit



Qualified Advanced Energy Project Credit (48C) Program Applicant User Guide – August 2024 Release

How to Edit your Credit Application after Submission

After submitting the Credit Application, applicants will have the ability to edit their applicant to make any adjustments. They can do so by following the steps:

1. Go to the *My Applications* tab
2. Select the submitted Credit Application's control number
3. Select the *Edit* button
4. Update/Edit the desired fields
5. Navigate to the Project Information tab inside of the Credit Application record
6. Scroll to the bottom of the page and press *Submit*

4.

CUI//SP-TAX OMB Control Number: 1545 - 2151

Organization Information

Please do not change any organizational data associated with your TIN.

Parent Organization
test account

* Organization Name
Nana Test Account

* Organization Email
nana.mensah@accenturefederal.com

* Organization Phone
(123) 123-1234

Organization Website

Organization Tax Information

* EIN/TIN
EIN

* EIN
121212313

Steps

- Organization Information
- General Facility Information
- Business Point of Contact
- Administrative Point of Contact
- Key Personnel Information
- Funding Cost and Documentation

5.

CUI//SP-TAX OMB Control Number: 1545 - 2151

Credit Application
2024-0011

Topic: 2. Industrial Decarbonization Projects Application Stage: Application for Allocation

In progress Submitted Under Review Allocation App... Certified Placed in Serv... Allocation Rev... Allocation Not ... Withdrawn

Organization Details **Project Information** Requirements Notification & Tasks Attachments Additional Stages More

Edit

6.

Placed in Service (0)

Submit



Qualified Advanced Energy Project Credit (48C) Program Applicant User Guide

How to View the Application Decision

Once you are logged into the Applicant Portal, you can use the tabs at the top of the page to navigate throughout the Portal.

1. Select *Notifications* tab
2. Search the list of tasks. If you have a new decision, the subject of the task should contain "Allocation decision available." Select the task to view additional details for the respective task.
3. After selecting a task, you will see the *Subject* and *Comments* related to the task
4. Select the *Related to* link to open the application to then view Application Decision Letter

Notifications

View and manage notifications, including requests for additional information from our review team and other official communications.

All Tasks ▾

50r Items • Sorted by Create Date • Filtered by All tasks • Closed, Recurring Parent, Due Date

	Subject	Name	Related To	S...	Create Date
1	Re: Qualifying Advanced Energy (48C) Project Credit Program Control Number a0J35000001h4pd - Allocation Decision Available	ECO48C Community Test1	a0J35000001h4pd	Open	2/4/2024, 10:35 AM
2	Re: Qualifying Advanced Energy (48C) Project Credit Program Control Number a0J35000001h2Z9I - Debrief Request Submitted	ECO48C Community Test1	a0J35000001h2Z9I	Open	2/2/2024, 3:40 PM
3	Re: Qualifying Advanced Energy (48C) Project Credit Program Control Number a0J35000001h2zqD - Debrief Request Complete	ECO48C Community Test1	a0J35000001h2zqD	Open	1/31/2024, 2:47 PM
4	Re: Qualifying Advanced Energy (48C) Project Credit Program Control Number a0J35000001h2zqD - Debrief Request Submitted	ECO48C Community Test1	a0J35000001h2zqD	Open	1/31/2024, 2:42 PM
5	Re: Qualifying Advanced Energy (48C) Project Credit Program Control Number a0J35000001h2zqY - Allocation Decision Availa...	ECO48C Community Test1	a0J35000001h2zqY	Open	1/31/2024, 2:39 PM
6	Re: Qualifying Advanced Energy (48C) Project Credit Program Control Number a0J35000001h2zqD - Allocation Decision Availa...	ECO48C Community Test1	a0J35000001h2zqD	Open	1/31/2024, 2:35 PM
7	Re: Qualifying Advanced Energy (48C) Project Credit Program Control Number a0J35000001h2zqL - Allocation Decision Available	ECO48C Community Test1	a0J35000001h2zqL	Open	1/31/2024, 12:14 PM
8	Re: Qualifying Advanced Energy (48C) Project Credit Program Control Number a0J35000001h2dN - Allocation Decision Available	ECO48C Community Test1	a0J35000001h2dN	Open	1/31/2024, 12:09 PM
9	Re: Qualifying Advanced Energy (48C) Project Credit Program Control Number a0J35000001h1yH - Debrief Request Complete	ECO48C Community Test1	a0J35000001h1yH	Open	1/30/2024, 4:03 PM
10	Re: Qualifying Advanced Energy (48C) Project Credit Program Control Number a0J35000001h1yH - Debrief Request Submitted	ECO48C Community Test1	a0J35000001h1yH	Open	1/30/2024, 4:01 PM
11	Re: Qualifying Advanced Energy (48C) Project Credit Program Control Number a0J35000001h1yH - Allocation Decision Available	ECO48C Community Test1	a0J35000001h1yH	Open	1/30/2024, 3:58 PM

Task:
Re: Qualifying Advanced Energy (48C) Project Credit Program Control Number a0JB20000097czv - Allocation Decision Available

Related To:
a0JB20000097czv

Subject:
Re: Qualifying Advanced Energy (48C) Project Credit Program Control Number a0JB20000097czv - Allocation Decision Available

Comments:
This notification confirms that your application is now in the status of Allocation Approved.

Follow the below steps to view your official Internal Revenue Service (IRS) determination letter:

1. Select the Control Number of your Application for Allocation to navigate to your application.
2. Select the Attachments tab to access all files associated with your application. Select View All to see all attachments.
3. Locate the file named Allocation (Approval or Not Approved) Letter - a0JB20000097czv.
4. Select the file title to view a preview or download your letter.

Thank you.

Qualifying Advanced Energy (48C) Project Credit Program Review Team

Please do not reply to this email. If you have questions, please refer to the DOE Qualifying Advanced Energy (48C) Project Credit Program website for additional information or contact the Help Desk at *New Mailbox to be set up by Support*.

CUJ/SP-TAX

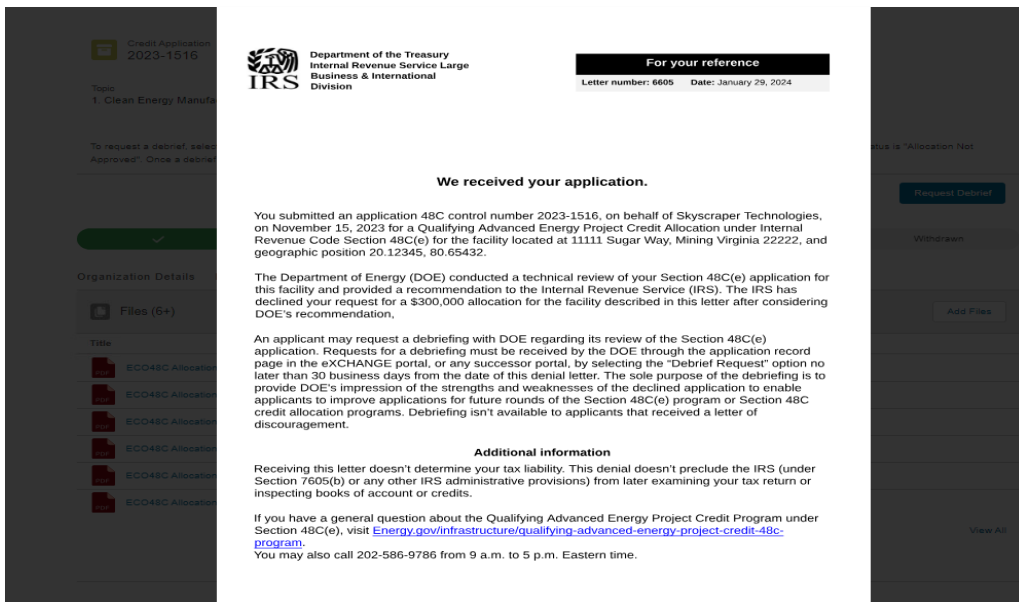
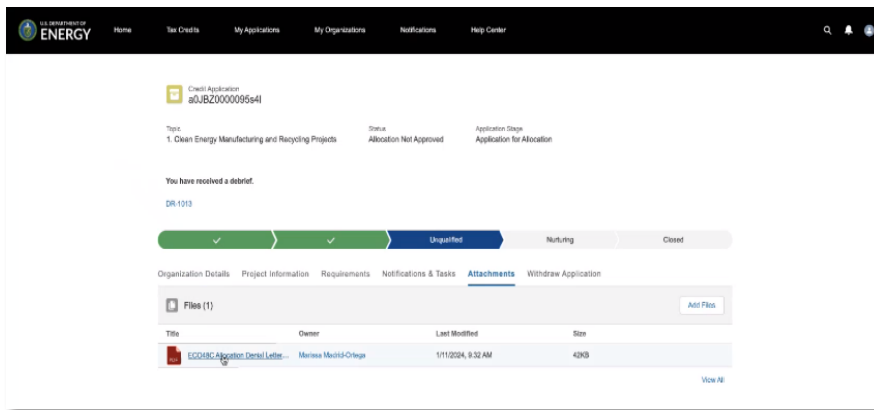
OMB Control Number: 1545 - 2151



Qualified Advanced Energy Project Credit (48C) Program Applicant User Guide

How to View the Application Decision

1. Select the *Attachments* tab to view the files associated with the application
2. Select a file in the *Attachments* tab to view or download the pdf of the official Allocation Decision Letter issued by the IRS





Qualified Advanced Energy Project Credit (48C) Program Applicant User Guide

How to Request a Debrief from DOE

If you have submitted an application that has not been approved for an allocation, you can request a debrief from the Department of Energy. *Applicants can only request a debrief if their application is 'Allocation Not Approved'. The request must be submitted 30 days within the IRS decision letter being issued. If you have received a letter of encouragement, you cannot request a debrief.*

1. Select the *My Applications* tab
2. In *My Applications*, select the *All Applications* tab
3. Select the Control number corresponding to the applicable *Allocation Not Approved* Application
4. After selecting the correct application, the applicant will see the option to request a debrief just above the chevron on the upper right side of the page.

Home Tax Credits My Applications My Organizations Notifications Help Center

My Applications

View and manage existing applications.

Concept Papers **All Applications**

Credit Applications My 48C Applications New

3 items • Sorted by Control Number • Filtered by My credit applications - Record Type • Updated a few seconds ago

Control Number	Topic	Organization	Application Status	Application Stage	Application D...	Applying Contact
1 2023-1223			Allocation Not Approved	Application for Allocation		ECO48C Community Test1
2 Credit Application				Application for Allocation		
3 TestRelatedContact				Application for Allocation		

Home Tax Credits My Applications My Organizations Notifications Help Center

Credit Application 2023-1223

Topic: Application Stage: Application for Allocation

To request a debrief, select the Request Debrief button. You will only be allowed to request a Debrief if your Concept Paper was encouraged and your Application Status is "Allocation Not Approved". Once a debrief is received, you will receive confirmation via email.

Request Debrief

Progress bar: ✓ ✓ ✓ ✓ Allocation Not Approved Withdrawn

Organization Details Project Information Requirements Notifications & Tasks Attachments Withdraw Application



Qualified Advanced Energy Project Credit (48C) Program Applicant User Guide

How to Request a Debrief from DOE

1. Select the blue *Request Debrief* button above the status chevrons on the right
2. Select the blue *Confirm* button to send a Debrief Request to DOE
3. Once confirmed, the applicant will receive a message stating “You have requested a debrief.”

Credit Application
2023-1223

Topic Application Stage
Application for Allocation

To request a debrief, select the **Request Debrief** button. You will only be allowed to request a Debrief if your Concept Paper was encouraged and your Application Status is "Allocation Not Approved". Once a debrief is received, you will receive confirmation via email.

Request Debrief

✓ ✓ ✓ ✓ Allocation Not Approved Withdrawn

[Organization Details](#) [Project Information](#) [Requirements](#) [Notifications & Tasks](#) [Attachments](#) [Withdraw Application](#)

Confirm Debrief Request
Are you sure you'd like to request a debrief?

Cancel **Confirm**

✓ ✓ ✓ ✓ Allocation Not Approved Withdrawn

[Organization Details](#) [Project Information](#) [Requirements](#) [Notifications & Tasks](#) [Attachments](#) [Withdraw Application](#)

You have requested a debrief.

✓ ✓ ✓ ✓ Allocation Not Approved Withdrawn

[Organization Details](#) [Project Information](#) [Requirements](#) [Notifications & Tasks](#) [Attachments](#) [Withdraw Application](#)



Qualified Advanced Energy Project Credit (48C) Program Applicant User Guide

How to View your Debrief letter

If you submitted a debrief request, you will receive a debrief letter from DOE when the debrief is confirmed. Once the letter is posted on the Applicant Portal, you will receive a notification with “Debrief Request Complete” in the subject.

1. Select the *Notifications* tab, or the *Notifications* bell
2. Select the notification containing “Debrief Request Complete” in the Subject
3. After selecting the correct notification, select the task under *Related To*

Notifications

View and manage notifications, including requests for additional information from our review team and other official communications.

All Tasks

50+ items • Sorted by Create Date • Filtered by All tasks - Closed, Recurring Parent, Due Date • Updated a few seconds ago

Search this list...



	Subject	Name	Related To	S...	Create Date
1	Re: Qualifying Advanced Energy (48C) Project Credit Program Control Number a0J3S000001szqD - Debrief Request Complete	ECO48C Community Test1	a0J3S000001szqD	Open	1/31/2024, 2:47 PM
2	Re: Qualifying Advanced Energy (48C) Project Credit Program Control Number a0J3S000001szqD - Debrief Request Submitted	ECO48C Community Test1	a0J3S000001szqD	Open	1/31/2024, 2:42 PM
3	Re: Qualifying Advanced Energy (48C) Project Credit Program Control Number a0J3S000001szpY - Allocation Decision Available	ECO48C Community Test1	a0J3S000001szpY	Open	1/31/2024, 2:36 PM
4	Re: Qualifying Advanced Energy (48C) Project Credit Program Control Number a0J3S000001szqD - Allocation Decision Available	ECO48C Community Test1	a0J3S000001szqD	Open	1/31/2024, 2:36 PM
5	Re: Qualifying Advanced Energy (48C) Project Credit Program Control Number a0J3S000001szoL - Allocation Decision Available	ECO48C Community Test1	a0J3S000001szoL	Open	1/31/2024, 12:14 PM



Task

Re: Qualifying Advanced Energy (48C) Project Credit Program Control Number a0J3S000001szqD - Debrief Request Complete

Related To


[a0J3S000001szqD](#)



Qualified Advanced Energy Project Credit (48C) Program Applicant User Guide

How to View your Debrief letter

1. Under the middle of the page, you should see the message “You have received a debrief” along with a link that is associated with a Debrief Request control number. Select the respective control number (*DR-XXXX*).
2. The *Files* tab will appear, with a Debrief Letter available as an attachment. Select the document labeled *Debrief Letter*.

 Credit Application
a0J3S000001szqD

Topic	Application Stage
3. Critical Material Projects	Application for Allocation

You have received a debrief.

[DR-0020](#)

Debrief Request

View information related to your debrief request below.

 Files (1)

Debrief Letter
Jan 31, 2024 • 40KB • pdf

[View All](#)

CUI//SP-TAX

OMB Control Number: 1545 - 2151



U.S. DEPARTMENT OF ENERGY

Qualified Advanced Energy Project Credit (48C) Program Applicant User Guide – May 2024 Release

Submit your Application to the Certification Stage

If your application that has been approved for an allocation, you can submit your application to the Department of Energy allowing the review team to determine if your application will advance to the Certification stage. *The Certification button will only be visible to Applicants for 2 years after their application status changes to “Allocation Approved.”*

1. Select the *Notifications* tab, or the *Notifications bell*
2. Select the notification containing “New Certification Status update” in the Subject
3. After selecting the correct notification, select the task under *Related To*
4. Select the *Application Certification* button
5. You will be prompted to a *Certification Documentation* screen where you will be required to upload the required documents

Notifications

View and manage notifications, including requests for additional information from our review team and other official communications.

All Tasks ▾

32 items • Sorted by Subject • Filtered by All tasks - Closed, Recurring Parent, Due Date

Subject ↑	Name	Related To
1 Re: Control Number a0JBZ00000A7ael - New Certification Status update in the Qualifying Advanced Energy Project Credit (48C) Program Online Portal	Test Applicant Registered	a0JBZ00000A7ael
2 Re: Control Number a0JBZ00000A7AjC - New Certification Status update in the Qualifying Advanced Energy Project Credit (48C) Program Online Portal	Test Applicant Registered	a0JBZ00000A7AjC
3 Re: Control Number a0JBZ00000A7BA6 - New Certification Status update in the Qualifying Advanced Energy Project Credit (48C) Program Online Portal	Test Applicant Registered	a0JBZ00000A7BA6
4 Re: Control Number a0JBZ00000A7X10 - New Certification Status update in the Qualifying Advanced Energy Project Credit (48C) Program Online Portal	Test Applicant Registered	a0JBZ00000A7X10

Task
Re: Control Number a0JBZ00000A7ael - New Certification Status update in the Qualifying Advanced Energy Project Credit (48C) Program Online Portal

Related To
[a0JBZ00000A7ael](#)

CUI//SP-TAX OMB Control Number: 1545 - 2151

Credit Application
2023-6780

Topic: Critical Material Projects Application Stage: Application for Allocation Application Status: Allocation Approved

[Application Certification](#)

Progress: [✓] [✓] [✓] [Allocation Approved] [Allocation Not Approved] [Withdrawn]

Organization Details Project Information Requirements Notifications & Tasks Attachments Additional Stages Withdraw Application



U.S. DEPARTMENT OF ENERGY

Qualified Advanced Energy Project Credit (48C) Program Applicant User Guide – May 2024 Release

Submit your Application to the Certification Stage

If your application that has been approved for an allocation, you can submit your Certification application to the Department of Energy allowing the review team to determine if your application will advance to the Certification stage. *The Certification button will only be visible to Applicants for 2 years after their application status changes to Allocation Approved.*

5. You will be prompted to a *Certification Documentation* screen where you will be required to answer questions and upload documents
6. After answering the required questions and uploading the required files, select the *Next* button

Certification Documentation

In accordance with Additional Guidance for the Qualifying Advanced Energy Project Credit Allocation Program under Section 48C(e) (REG. 23-44, "Applications receiving allocation letters must provide evidence that they have met the requirements for certification, such as all permits necessary to commence construction. Applicants will upload documents providing this evidence to the 48C applicant portal not later than 2 years from the date the IRS notified the applicant that they have received an allocation."

DOE's process for certification is based in part on commitments and other claims stated by the applicant in the § 48C(e) application. As stated in IRS Notice 23-44, the evidence provided by the applicant for certification must therefore also include documents furnishing evidence that any commitments or other claims in the § 48C(e) application have been met. Documents already provided as appendices in the § 48C(e) application do not need to be submitted again for certification.

The taxpayer identification number of the applicant must match the taxpayer identification number of the taxpayer that will claim the energy credit under Section 48C (unless a transfer request is reviewed and approved by the IRS).

If you answer "Yes" to any of the following, please submit documents describing/explaining changes in the project for which an allocation was awarded. Refer to FAQs for details on each category.

Note: File sizes up to 2GB each will be accepted.

*** Do you have documentation of commitments and claims for which documentation was not previously provided?**

Yes
 No

Required file format: [constraint] [category] [filename]

Upload Files or Drop Files

*** Have there been changes to Proposed Project, including:**

- Change in project description or specification
- Change in contracts and agreements previously described or submitted
- Change in location

Yes
 No

Required file format: [constraint] [category] [filename]

Upload Files or Drop Files

*** Have there been changes in your plan for Workforce and Community Engagement, including:**

- Agreements and plans relating to workforce
- Job Creation and Workforce Continuity

Yes
 No

Required file format: [constraint] [category] [filename]

Upload Files or Drop Files

*** Have there been changes in your plans for Energy Community Transition:**

- Did projections of hiring of displaced workers energy in energy communities change?

Yes
 No

*** Are there new developments with respect to Tribal Community outreach?**

If your project is located in or near a Tribal community and/or impacts Tribal Communities or has Tribal ownership, please submit any records of any new discussions or agreements regarding activity with that community regarding your project, tribal participation (including employment) and environmental impacts.

Yes
 No

*** Have there been changes in the projected Local environmental impact?**

If you submitted any building permits, NEPA certifications, other environmental statements with your application, please submit a statement confirming that there has been no change in the conditions relevant to the permits/inspections/certifications as of the date of this request.

Yes
 No

Required file format: [constraint] [category] [filename]

Upload Files or Drop Files

*** Have your expectations with respect to Critical Materials integral to your project changed?**

If your original expectation of providing high purity critical materials have been changed with respect to expected quantity or quality of the critical material, then please describe and explain the change.

Yes
 No

Required file format: [constraint] [category] [filename]

Upload Files or Drop Files

*** Are there any Other Documents related to changes in your project not listed above?**

The taxpayer must submit any additional documents not described above, including permits and agreements that affect your project, that demonstrate that any commitments or other claims made in the § 48C(e) application have been met.

Yes
 No

Required file format: [constraint] [category] [filename]

Upload Files or Drop Files

Next

Steps

Certification Documentation



U.S. DEPARTMENT OF ENERGY

Qualified Advanced Energy Project Credit (48C) Program Applicant User Guide – May 2024 Release

Submit your Application to the Certification Stage

If your application that has been approved for an allocation, you can submit your application to the Department of Energy allowing the review team to determine if your application will advance to the Certification stage. *The Certification button will only be visible to Applicants for 2 years after their application status changes to Allocation Approved.*

7. After submitting the required certification documentation, you will be required to upload a self-attestation document to request certification for your 48C Credit Application. Select *Upload Files* to upload your attestation.
8. Press the *Submit* button to submit your attestation and your application for certification

Certification Attestations

* Submit the required self-attestation documentation here to request certification for your 48C Credit Application. Refer to [Certification FAQs](#) for additional information.

or Drop Files

** WARNING this system contains Controlled Unclassified Information (CUI) **

This system may contain government information, which is restricted to authorized users ONLY. Unauthorized access, use, misuse, or modification of this computer system or of the data contained herein or in transit to/from this system constitutes a violation of Title 18, United States Code, Section 1030, and may subject the individual to criminal and civil penalties pursuant to Title 26, United States Code, Sections 7213, 7213A (the Taxpayer Browsing Protection Act), and 7431. This system and equipment are subject to monitoring to ensure proper performance of applicable security features or procedures. Such monitoring may result in the acquisition, recording, and analysis of all data being communicated, transmitted, processed, or stored in this system by a user. If monitoring reveals possible evidence of criminal activity, such evidence may be provided to Law Enforcement Personnel.

ANYONE USING THIS SYSTEM EXPRESSLY CONSENTS TO SUCH MONITORING.

This is a Department of Energy (DOE) computer system. DOE computer systems are provided for the processing of official U.S. Government information only. All data contained within DOE computer systems is owned by the DOE, and may be audited, intercepted, recorded, read, copied, or captured in any manner and disclosed in any manner, by authorized personnel. THERE IS NO RIGHT OF PRIVACY IN THIS SYSTEM. System personnel may disclose any potential evidence of crime found on DOE computer systems to appropriate authorities. USE OF THIS SYSTEM BY ANY USER, AUTHORIZED OR UNAUTHORIZED, CONSTITUTES CONSENT TO THIS AUDITING, INTERCEPTION, RECORDING, READING, COPYING, CAPTURING, and DISCLOSURE OF COMPUTER ACTIVITY.

To view the requirements of the attestation documentation, please visit [Appendix B](#) of Notice 2024-36.



Qualified Advanced Energy Project Credit (48C) Program Applicant User Guide – May 2024 Release

How to View the Certification Letter

1. Select the *My Applications* tab
2. Select the *All Applications* tab and select the Control number of the Application whose Certification decision is available
3. After selecting the record, select the *Additional Stages* tab. You should view the *Certifications* tab with the Certification Record (CERT-XXXX) associated to the application.
4. Select the *Certification* Record
5. After selecting the *Certification* Record, you can view the Certification attachments associated with the application
6. Select the file containing “Certification Confirmed Letter” to view your Certification Letter

Home Tax Credits My Applications My Organizations Notifications Help Center

My Applications

View and manage existing applications.

Concept Papers [All Applications](#)

48C Applications ▼ ⌵

32 Items • Sorted by Application Date • Filtered by All credit applications - Record Type

Control Number	Topic	Organizati...	Application Status	Application Stage	Appli...	Applying Contact
1	a0JBZ00000A8ToF 2. Industrial Decarbonization Projects	Test Account	Allocation Approved	Application for Allocation	4/26/2024	Test Applicant Registered
2	a0JBZ00000A8TPl 1. Clean Energy Manufacturing and Recycling Projects	Test Account	Allocation Approved	Application for Allocation	4/26/2024	Test Applicant Registered
3	a0JBZ00000A8TJd 2. Industrial Decarbonization Projects	Test Account	Allocation Approved	Application for Allocation	4/26/2024	Test Applicant Registered

CUI//SP-TAX OMB Control Number: 1545 - 2151

Credit Application
a0JBZ00000A8ToF

Topic: 2. Industrial Decarbonization Projects Application Stage: Application for Allocation

Allocation Approved Allocation Not Approved Withdrawn

Organization Details Project Information Requirements Notification & Tasks Attachments [Additional Stages](#) More

If you have received a Certification letter for your qualified energy facility that is placed in service, you will be able to submit a Placed in Service application. Once submitted, your Placed in Service details will appear in this section, otherwise this section will remain empty.

Certifications (1)

Certification Name	Certification Status	Applying Contact
CERT-0176	Certified	Test Applicant Registered

View All



Qualified Advanced Energy Project Credit (48C) Program Applicant User Guide – May 2024 Release

How to View the Certification Letter

1. Select the *My Applications* tab
2. Select the *All Applications* tab and select the Control number of the Application whose Certification decision is available
3. After selecting the record, select the *Additional Stages* tab. You should view the *Certifications* tab with the Certification Record (CERT-XXXX) associated to the application.
4. Select the *Certification* Record
5. After selecting the *Certification* Record, you can view the Certification attachments associated with the application
6. Select the file containing “Certification Confirmed Letter” to view your Certification Letter

CUI//SP-TAX OMB Control Number: 1545 - 2151

Certification
CERT-0176


Credit Application a0JBZ0000A8ToF	Topic 2. Industrial Decarbonization Projects	Application Stage Certification	Certification Status Certified
--	---	------------------------------------	-----------------------------------



Certification Attachments Notifications & Tasks Withdraw

Files (3)

Title	Owner	Last Modified
ECO48C Certification Confirmed Letter-a0JB...	48C IRS Examiner	4/26/2024, 11:47 AM
[ControlNumber]-CP-WCE	Test Applicant Registered	4/26/2024, 11:44 AM
[ControlNumber]-CP-WCE	Test Applicant Registered	4/26/2024, 11:44 AM



For your reference
Letter number: 6599 Date: April 26, 2024

We received your certification documentation.

You submitted certification documentation on behalf of Test Account, on 2024-04-26 relating to 48C control number a0JBZ0000A8ToF and the facility located at 123 test, hope Alabama 10000, geographic position 12.12312, 123.12332. Test Account is a member of Test Account.

The Department of Energy (DOE) reviewed the Section 48C(e) documentation and determined the certification requirements for the above cited facility were timely met (within two years from the allocation approval letter dated April 26, 2024). The Internal Revenue Service (IRS) has granted your request for certification confirmation for the Section 48c allocation of \$30,000 after considering your request and DOE's recommendation.

As provided in Section 5.09 of Notice 2023-18, within 2 years of receiving this certification letter Test Account, must notify the DOE through the eXCHANGE portal or any successor portal that the property has been placed in service. You must additionally include confirmation under penalties of perjury that the Prevailing Wages and Apprenticeship (PWA) requirements were met pursuant to Section 5.07 of Notice 2023-18.

Failure to notify the DOE that the project has been placed in service may cause the credit claimed to be revoked. Failure to provide the final PWA confirmation required in Section 5.07 of Notice 2023-18 will cause you to claim the Section 48C credit at the 6% credit rate, and the remainder of the Section-48C credits allocated for this project will be forfeited. If there is a disposition or cessation that triggers the recapture rules under Section 50 after eligible property is placed in service, you are to notify the IRS by filing Form 4255, Recapture of Investment Credit.

Additional information

Receiving this letter doesn't determine your tax liability. This acceptance doesn't preclude the IRS (under Section 7605(b) or any other IRS administrative provisions) from later examining your tax return or inspecting books or records or credits for the year that you claim the Section 48C(e) credit.

If you have a general question about the Qualifying Advanced Energy Project Credit Program under Section 48C(e), visit [Energy.gov/infrastructure/qualifying-advanced-energy-project-credit-48c-program](#). You may also call 202-586-9786 from 9 a.m. to 5 p.m. Eastern time.





U.S. DEPARTMENT OF ENERGY

Qualified Advanced Energy Project Credit (48C) Program Applicant User Guide – August 2024 Release

How to Submit your Application to Placed in Service

If your application is certified, you can submit your application to the Department of Energy to the Placed in Service phase of the 48C Program. *The application will need to be Placed in Service within 2 years of your application being Certified.*

1. Select the *Notifications* tab, or the *Notifications* bell
2. Select the notification containing “New Certification Status update” in the Subject
3. After selecting the notification stating your application is *Certified*, select the task under *Related To*.
4. Select the *Application Placed in Service* button

Notifications 1.

View and manage notifications, including requests for additional information from our review team and other official communications.

All Tasks ▾ ↑

30 Items • Sorted by Create Date • Filtered by All tasks - Closed, Recurring Parent, Due Date

Q certification status



Subject

2. Re: Control Number a0JOC000000djhE - New Certification Status update in the Qualifying Advanced Energy Project Credit (48C) Program Online Portal

2 Re: Control Number a0JOC000000djhE - New Certification Status update in the Qualifying Advanced Energy Project Credit (48C) Program Online Portal

3 Re: Control Number a0JOC000000di0H - New Certification Status update in the Qualifying Advanced Energy Project Credit (48C) Program Online Portal

4 Re: Control Number a0JOC000000di0H - New Certification Status update in the Qualifying Advanced Energy Project Credit (48C) Program Online Portal



Task

Re: Control Number a0JBZ00000A7ael - New Certification Status update in the Qualifying Advanced Energy Project Credit (48C) Program Online Portal

Related To

[a0JBZ00000A7ael](#)

3.

4.

CUI//SP-TAX OMB Control Number: 1545 - 2151

Credit Application
a0JOC000000baVc

Topic: 1. Clean Energy Manufacturing and Recycling Projects Application Stage: Application for Allocation

Application Placed in Service

Progress: Certified → Placed in Serv... → Allocation Rev... → Allocation Not... → Withdrawn

Organization Details Project Information Requirements Notification & Tasks Attachments Additional Stages More ▾



Qualified Advanced Energy Project Credit (48C) Program Applicant User Guide – August 2024 Release

How to Submit your Application to Placed in Service

After selecting the *Application Placed in Service* button, the applicant will be presented with a series of attestations that need to be confirmed by the applicant.

5. Check the attestation checkboxes for each of the Placed in Service attestations presented that apply to your application by clicking on the checkboxes
6. Select the *Confirm* button

5.

Placed In Service Attestations

I, Certification Tester, for OrgName involving project a0JOC000000baVc attest to the following:

Authority to Bind the Taxpayer Attestation:

Under penalties of perjury I declare that I have authority to sign this document on behalf of the taxpayer.

Placed-in Service Attestation: The eligible property is placed in service because either, under the taxpayer's depreciation practice, the period for depreciation with respect to such eligible property has begun; or the eligible property is placed in a condition or state of readiness and availability for a specifically assigned function, whether in a trade or business or in the production of income. The awardee also must report if there has been a significant change in plans from the 48C(e) application. A significant change is any change a reasonable person would conclude might have influenced DOE in recommending or ranking the project or the IRS in issuing the Allocation Letter had the agency known about the change when considering the § 48C(e) application. Moving the project to a census tract different than the tract stated in the concept paper and § 48C(e) application is a significant change.

Under penalties of perjury I certify that the property has been placed in service.

No Double Benefit Attestation:

Under penalties of perjury I certify that the taxpayer did not claim a credit for the s 48, 48A, 48B, 48E, 45Q, or 45V.

Prevailing Wage Attestation: Pursuant to § 48C(e)(5)(A), to meet the prevailing wage ensure that any laborers and mechanics employed by the taxpayer or any contractor or expansion, or establishment of a manufacturing facility that is part of a qualifying advar at rates not less than the prevailing rates for construction, alteration, or repair of a simil such project is located as most recently determined by the Secretary of Labor. See sec 73580 (Nov. 30, 2022) and any subsequent guidance, for additional information regardi

Under penalties of perjury, I certify that the taxpayer did satisfy the prevailing wage requirements described in §48C(e)(5), the apprenticeship requirements described in §48C(e)(6), and applicable guidance with respect to the re-equipping, expansion, or establishment of the §48C project.

Prevailing Wage and Apprenticeship (PWA) Attestation: In order to claim the §48C(e) credit at the 30% credit rate, a taxpayer must satisfy the PWA requirements with respect to the re-equipping, expansion, or establishment of a qualifying advanced energy project before such project is placed in service. Pursuant to Section 5.07 of Notice 2023-18, a taxpayer must confirm that the prevailing wage requirements under §48C(e)(5) and the apprenticeship requirements under §48C(e)(6) were satisfied with respect to the re-equipping, expansion, or establishment of a qualifying advanced energy project. For more information on the PWA requirements, see the IRS [Prevailing wage and apprenticeship requirements | Internal Revenue Service \(irs.gov\)](#) website. You may also choose to consult with a tax advisor.

Under penalties of perjury, I certify that the taxpayer did not satisfy the prevailing wage requirements described in §48C(e)(5), the apprenticeship requirements described in §48C(e)(6), and applicable guidance with respect to the re-equipping, expansion, or establishment of the §48C project.

Steps

- Placed In Service Attestations
- Placed In Service Attestations

Confirm

Applicants will be required to select only one Prevailing Wage attestation. Applicants will be presented with 2 options to select but are required to select only one attestation, not both.



U.S. DEPARTMENT OF ENERGY

Qualified Advanced Energy Project Credit (48C) Program Applicant User Guide – August 2024 Release

How to Submit your Application to Placed in Service

After completing the Placed in Service attestations, the applicant will be presented with a screen requiring the applicant to upload a self attestation document.

7. Select the *Upload Files* button
8. Select the self attestation document to upload
9. Select the *Confirm* button
10. After uploading the self attestation document, select the *Done* button containing the name of your document.

Placed In Service Attestations

I, Certification Tester, for OrgName involving project a0JOC000000baVc attest to the following:

Please submit a self attesting document here with the following included attestation, signature and date:

Under penalties of perjury, I declare that I have examined the information contained in these affirmative statements and the documents that substantiate these affirmative statements, and to the best of my knowledge and belief, they are true, correct, and complete.

Steps

- Placed In Service Attestations
- Placed In Service Attestations

7. Or drop files

9.

Upload Files

Test doc.pdf 157 KB

1 of 1 file uploaded

After completing the attestations, the applicant can view their Placed in Service record and Placed in Service status by navigating to the *Additional Stages* tab in the credit application.

Certifications (1)		
Certification Name	Certification Status	Applying Contact
CERT-0030	Certified	Certification Tester
View All		
Placed in Service (1)		
Placed in Service Name	Placed in Service Status	Applying Contact
a0POC000003jmY9	Submitted	Certification Tester
View All		



U.S. DEPARTMENT OF ENERGY

Qualified Advanced Energy Project Credit (48C) Program Applicant User Guide – August 2024 Release

How to respond to a Placed in Service Requirement

If a DOE Program Manager requires additional information regarding the application that is Placed in Service, the Program Manager will create a requirement for the applicant to reply to and submit additional information or provide an explanation regarding their application. Applicants will follow the steps below to respond to a Placed in Service Requirement:

1. Select the *Notifications* tab, or the *Notifications* bell
2. Select the notification containing “Additional Information Required” in the Subject
3. After selecting the notification, select the *Placed in Service Requirement* button
4. Upload any requested documentation in the *Upload Files* button
5. Provide any context to your requirement response in the text field under the *Files* section
6. Press the *Submit* button

The screenshot shows the U.S. Department of Energy website's navigation bar with the following links: Home, Tax Credits, My Applications, My Organizations, **1. Notifications**, and Help Center. Below the navigation bar is the "Notifications" section, which includes a sub-header: "View and manage notifications, including requests for additional information from our review team and other official communications." Underneath, there is a filter section for "All Tasks" and a search bar. A list of notifications is displayed, with a large "2." overlaid on the first two items:

50+ Items • Sorted by Create Date • Filtered by All tasks - Closed, Recurring Parent, Due Date	
	Subject
1	Re: Qualifying Advanced Energy (48C) Project Credit Program Control Number aUJOC000000bhAZ - Allocation Decision Available
2	Re: Qualifying Advanced Energy (48C) Project Credit Program Control Number aUJOC000000bfNv - Allocation Decision Available
	Re: Qualifying Advanced Energy (48C) Project Credit Program Control Number - Additional Information Requested
	Re: Qualifying Advanced Energy (48C) Project Credit Program Control Number - Additional Information Requested




Qualified Advanced Energy Project Credit (48C) Program Applicant User Guide – August 2024 Release

How to respond to a Placed in Service Requirement

If a DOE Program Manager requires additional information regarding the application that is Placed in Service, the Program Manager will create a requirement for the applicant to reply to and submit additional information or provide an explanation regarding their application. Applicants will follow the steps below to respond to a Placed in Service Requirement:

1. Select the *Notifications* tab, or the *Notifications* bell
2. Select the notification containing “Additional Information Required” in the Subject
3. After selecting the notification, select the *Placed in Service Requirement* button
4. Upload any requested documentation in the *Upload Files* button
5. Provide any context to your requirement response in the text field under the *Files* section
6. Press the *Submit* button

 Task
Re: Qualifying Advanced Energy (48C) Project Credit Program Control Number - Additional Information Requested

Related To
[PIS-a0JOC00000dqLt](#)

Subject:
Re: Qualifying Advanced Energy (48C) Project Credit Program Control Number - Additional Information Requested

Comments:
Thank you for applying for the Qualifying Advanced Energy (48C) Project Credit Program.

In reviewing your application, the review team has a request for further information.

To view the information being requested for your application, follow the steps to reach the Placed in Service record's Requirements inquiry in the 48C Portal:

1. Select the 'My Applications' tab at the top navigation bar
2. Select the 'All Applications' tab
3. Select the 48C Credit Application Control Number link
4. Select the Additional Stages tab
5. Select the Placed in Service Control Number link
6. Select the Requirements tab
7. Select the Requirements Control Number link

Placed in Service Requirement

3.

Please respond to this request for additional information by uploading documentation and providing feedback directly in the 48C Portal.

Thank you,

Qualifying Advanced Energy (48C) Project Credit Program Review Team

Please do not reply to this email. If you have questions, please refer to the DOE Qualifying Advanced Energy (48C) Project Credit Program website for additional information or contact the Help Desk at 48CQuestions@hq.doe.gov.



Qualified Advanced Energy Project Credit (48C) Program Applicant User Guide – August 2024 Release

How to respond to a Placed in Service Requirement

If a DOE Program Manager requires additional information regarding the application that is Placed in Service, the Program Manager will create a requirement for the applicant to reply to and submit additional information or provide an explanation regarding their application. Applicants will follow the steps below to respond to a Placed in Service Requirement:

1. Select the *Notifications* tab, or the *Notifications* bell
2. Select the notification containing “Additional Information Required” in the Subject
3. After selecting the notification, select the *Placed in Service Requirement* button
4. Upload any requested documentation in the *Upload Files* button
5. Provide any context to your requirement response in the text field under the *Files* section
6. Press the *Submit* button

Requirement
PIS-a0JOC000000dqLt Requirement

Due Date Status
 Open

Requirement Name
PIS-a0JOC000000dqLt Requirement

Status
Open

Related Entity
Placed in Service

▼ Requirement Details

Primary Contact Completed Date
[Certification Tester](#) _____

Due Date

▼ Requirements

Requirements
test

Applicant Comment

4. Or drop files

Files (0)

Review the Requirements outlined above under Requirement Details and submit any additional information requested no later than the due date provided, or your application will be discontinued.

To submit additional attachments, select Upload Files and choose the file you wish to attach, enter any comments, and select Submit.

5. * Kindly provide your comments:

6.