



About the San Francisco Bay Program Office

[SFBWQIF Home](#) | [NOFO \(RFAs\)](#) | [FAQs](#) | [Program Priority List](#)

On this page:

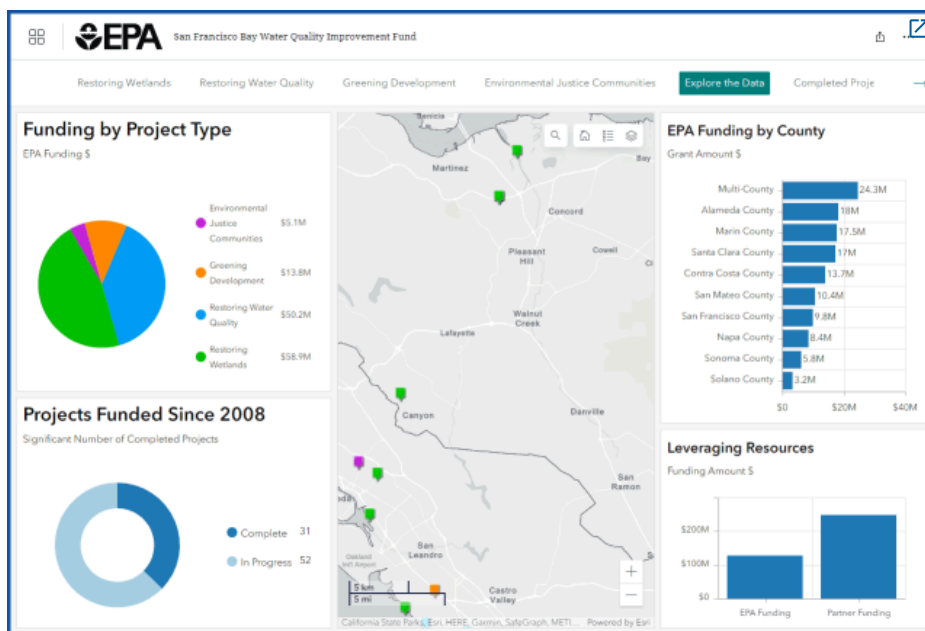
- [About](#)
- [A Focus on EJ Communities](#)
- [Project Photos](#)
- [Additional Resources](#)

About

EPA manages a competitive grant program to support projects to protect and restore San Francisco Bay. This grant program, known as the San Francisco Bay Water Quality Improvement Fund (SFBWQIF), began in 2008. EPA has awarded over \$128 million to 91 grants. These projects include over 100 partners who are contributing an additional \$248 million to restore wetlands and watersheds and reduce polluted runoff. This year we are also announcing combined FY23 and FY24 base funding for 14 new projects at \$38 million. The new EPA SF Bay Program Office will launch this year with an annual program budget of approximately \$50M.

Latest News

[EPA Investing Over \\$43 Million in New Funding to Protect and Restore San Francisco Bay and Its Watersheds](#)



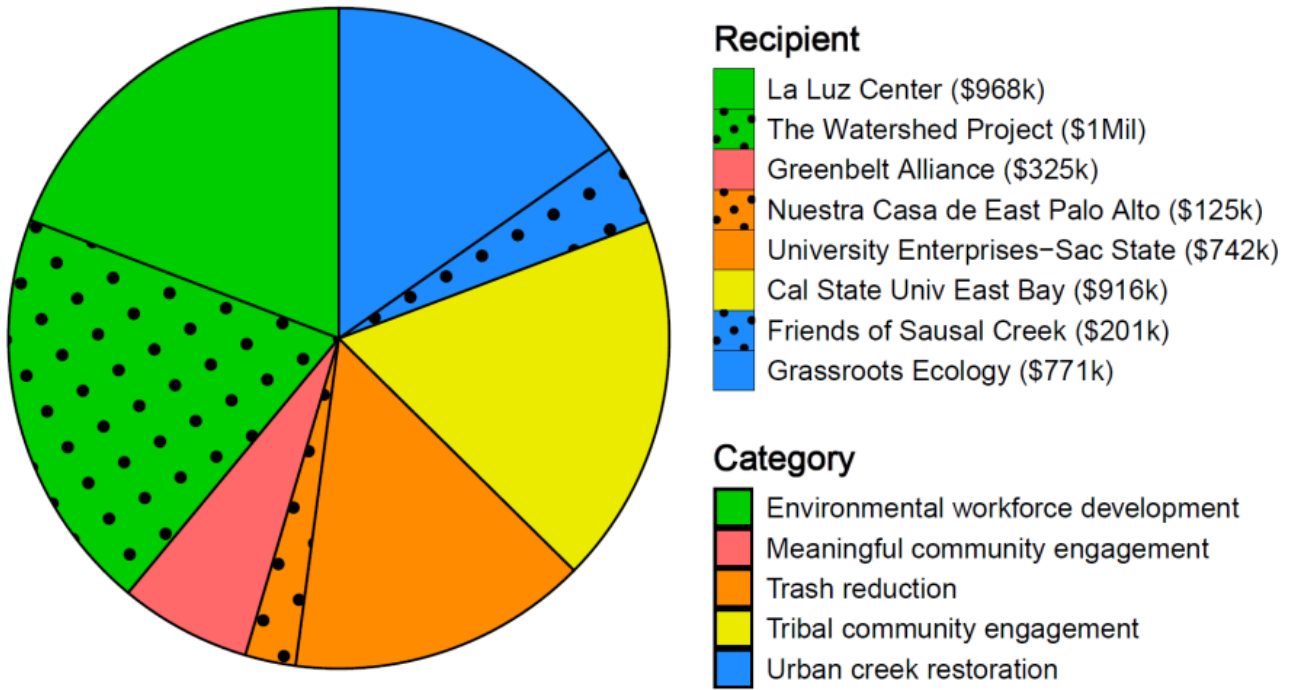
[Tour Projects that Protect and Restore San Francisco Bay and its Watersheds](#)

A Focus on EJ Communities

Since 2008, EPA has partnered with organizations across the nine Bay Area counties through the San Francisco Bay Water Quality Improvement Fund (SFBWQIF), restoring streams, wetlands, and water quality from the Napa River in the North Bay to the salt ponds in the South Bay. In 2022, Congress appropriated additional funding under the Bipartisan Infrastructure Law (BIL) specifically to support project implementation and climate resilience in underserved communities. To help combat inequalities in accessing Federal funding in underserved communities the SFBWQIF will award an additional ~\$5 million in grants each year through 2026. See information about [EJ Funding](#) and [our funded EJ projects](#).

BIL Funding for Underserved Communities

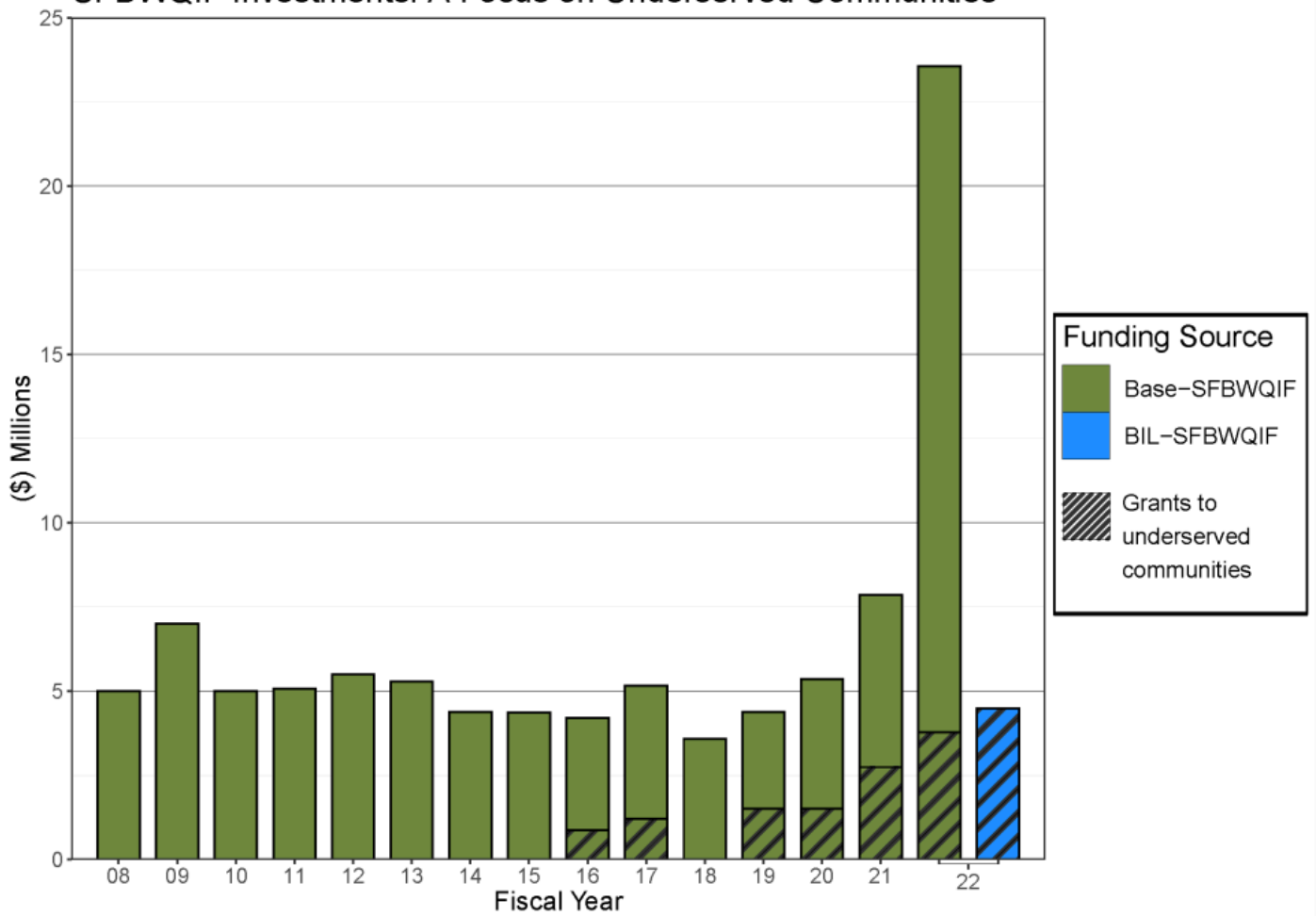
Total Funds in 2023 = \$5,048,092



Click Image to Enlarge |& The pie chart shows the amount of BIL funding granted to each of this year's recipients. Each grant focuses their work on the respective categories listed. The dotted areas signify project whose work falls in multiple categories.

[Text Equivalent of Graph: 2023 Region 9 BIL Funding for Underserved Communities \(pdf\)](#) (55.4 KB, March 13, 2024)

SFBWQIF Investments: A Focus on Underserved Communities



Click Image to Enlarge | This figure shows that EPA has awarded all BIL funding, along with an increasing portion of the base SFBWQIF, to underserved communities

SF Bay Project Gallery



Bioswale reduces polluted stormwater runoff along Cesar Chavez Street in San Francisco, 2014. Photo: Ananda Hirsch.

Additional Resources

- [Baylands Ecosystem Habitat Goals Project](#) 
- [San Francisco Estuary Partnership](#) 
- [The Bay Institute](#) 
- [San Francisco Estuary Institute](#) 
- [EPA's Green Infrastructure Website](#)
- [SF Bay Fish Advisory](#) 



[San Francisco Bay Fish Advisory Video](#) 

Last updated on September 26, 2024

[Assistance](#)

[Arabic](#)

[Chinese \(traditional\)](#)

[Asistans](#)

[Assistância](#)

[Tulong](#)

[Ayuda](#)

[Chinese \(simplified\)](#)

[Aide](#)

[Korean](#)

[Russian](#)

[Vietnamese](#)



Discover.

[Accessibility Statement](#)

[Budget & Performance](#)

[Contracting](#)

[EPA www Web Snapshot](#)

[Grants](#)

[No FEAR Act Data](#)

[Plain Writing](#)

[Privacy](#)

[Privacy and Security Notice](#)

Connect.

[Data](#)

[Inspector General](#)

[Jobs](#)

[Newsroom](#)

[Regulations.gov](#) 

[Subscribe](#)

[USA.gov](#) 

[White House](#) 

Ask.

[Contact EPA](#)

[EPA Disclaimers](#)

[Hotlines](#)

[FOIA Requests](#)

[Frequent Questions](#)

Follow.

